

TO: BOARD OF PUBLIC WORKS AND SAFETY
FROM: AARON HEAD, COMMUNITY ENGAGEMENT MANAGER
SUBJECT: 548 SOUTH STREET – RESIDENTIAL FAÇADE GRANT
DATE: JULY 08, 2024

Attached is the Residential Façade Improvement Grant Application submitted by Mary Goins for the property at 548 South Street.

The total façade project cost is estimated at \$9,425 with a grant of \$7,068.75. This home is in the Plum Prairie Historic District which allows for a 75% grant match up to \$7,500. This grant is for the rehabilitation of a detached garage including new siding, windows, entry and overhead door and painting as well as removal and replacement of any rotted wood.

Pending your approval, the property owners will be contacted and work can begin. All of the façade improvements must be started within 60 days and be completed within 12 months of approval.

After completion all façade improvements must be inspected by the Program Administrator and certified building inspectors to verify work has been completed according to the Façade Improvement Agreement. "After" photos and paid invoices itemizing all eligible costs will be submitted to the Mayor's Office for verification. After all work has been completed and verified, funds will be disbursed.

If you have any questions prior to the meeting on July 23rd, please feel free to contact me at 317-776-6324 or at ahead@noblesville.in.us.



Residential Façade Improvement Grant Application

District where home is located: Plum Prairie Historic District

Estimated Total Project Cost: \$ 9,425.00

Amount Requested: \$7,068.75

Address of property to be Improved: 548 South St., Noblesville, In. 46060

Applicant/Owner Information

Applicant Name: Mary Goins

Applicant Mailing Address: 548 South St., Noblesville, IN 46060

Best Contact Phone Number: 317-922-7662

Email Address: harris dylan 1208@gmail.com (nephew)

Do you own or lease the property? own

Property Owner Name (if different from applicant):

Owner Mailing Address:

Best Contact Phone Number for Owner:

Owner Email Address:

Property Information

Date of Construction: 1940

Number of Stories: 2

Is this building located on a corner? NO

Is this property listed on the National Register of Historic Places (either individually or as a contributing building in a National Register District)? YES

Is this property located in a local historic district or conservation district? YES

Is the building currently occupied? YES

I understand that the Façade Improvement Grant must be used for the project described in this application and that the Grant Review Committee must review the application and approve it prior to beginning construction. I understand that failure to comply with the approved application may result in losing my eligibility to receive funds.


I acknowledge that the City of Noblesville Economic Development Department is obligated only to administer the grant procedures and is not liable to the applicant, owner of third parties for any obligations or claims of any nature growing out of, arising out of or otherwise related to the project or application undertaken by the applicant and/or owner.

Signature of Applicant: Mary E. Goins

Printed Name: Mary E. Goins

Date: May 31, 2024

All of which is approved by the Board of Public Works and Safety of the City of Noblesville this
23rd day of July 2024.

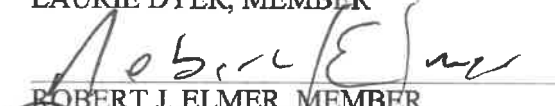


JACK MARTIN, PRESIDENT



JOHN DITSLEAR, MEMBER

LAURIE DYER, MEMBER

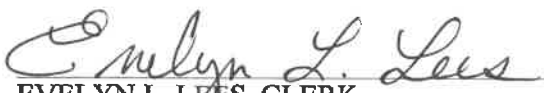


ROBERT J. ELMER, MEMBER



RICK L. TAYLOR, MEMBER

ATTEST:



EVELYN L. LEES, CLERK
CITY OF NOBLESVILLE, INDIANA

Mary Deins

548 South St., Noblesville, In. 46060

Grant Application

May 31, 2024

My garage is in need of several repairs. The repairs needed includes two new windows that are currently boarded up, replacing front and back doors that don't work properly, trim and siding needs replaced and repainted, and the gate needs replaced for better access to alley.

The project consist of removing old trim, siding, windows, two doors and gate. House wrap, new trim and siding will be painted to match the house. The current gate will be replaced so I can have access to alley and trash containers.

Bid/Estimate Summary Sheet

Note: Please attach all bids/estimates to this application. This form is a summary sheet only and may not serve as a substitute for actual preliminary cost estimate documentation. The bids should be itemized for each portion of the improvement project (exterior painting, window repair, exterior wall finishes, etc.)

Address of Property to be improved: 548 South St., Nokesville, In 46060

Itemized Description of Work: Garage Repairs

Bid #1 Submitted by: <u>Brothers Cover</u>	Amount: <u>\$9,425.00</u>
Bid #2 Submitted by: <u>Jordan Harbor</u>	Amount: <u>9,750.00</u>
Bid Preference:	

Itemized Description of Work:

Bid #1 Submitted by:	Amount:
Bid #2 Submitted by:	Amount:
Bid Preference:	

Itemized Description of Work:

Bid #1 Submitted by:	Amount:
Bid #2 Submitted by:	Amount:
Bid Preference:	

Itemized Description of Work:

Bid #1 Submitted by:	Amount:
Bid #2 Submitted by:	Amount:
Bid Preference:	

Please make sure to indicate which bid you prefer for each description of work listed above.

Proof of payment (invoices and receipts) and at least one "after" picture are required for reimbursement after project completion.











Example of garage door:



Window Example:

Andersen
24 in. x 36 in. 100 Series White Single Hung Insert Replacement Composite Window with Low-E Glass, White Int & Hardware

★★★★ (90) Questions & Answers (72)




Door Example:

JELD-WEN

32 in. x 80 in. 6-Panel Primed Steel Prehung Right-Hand Inswing Front Door

★★★★★ (238) Questions & Answers (103)




Example of Siding:

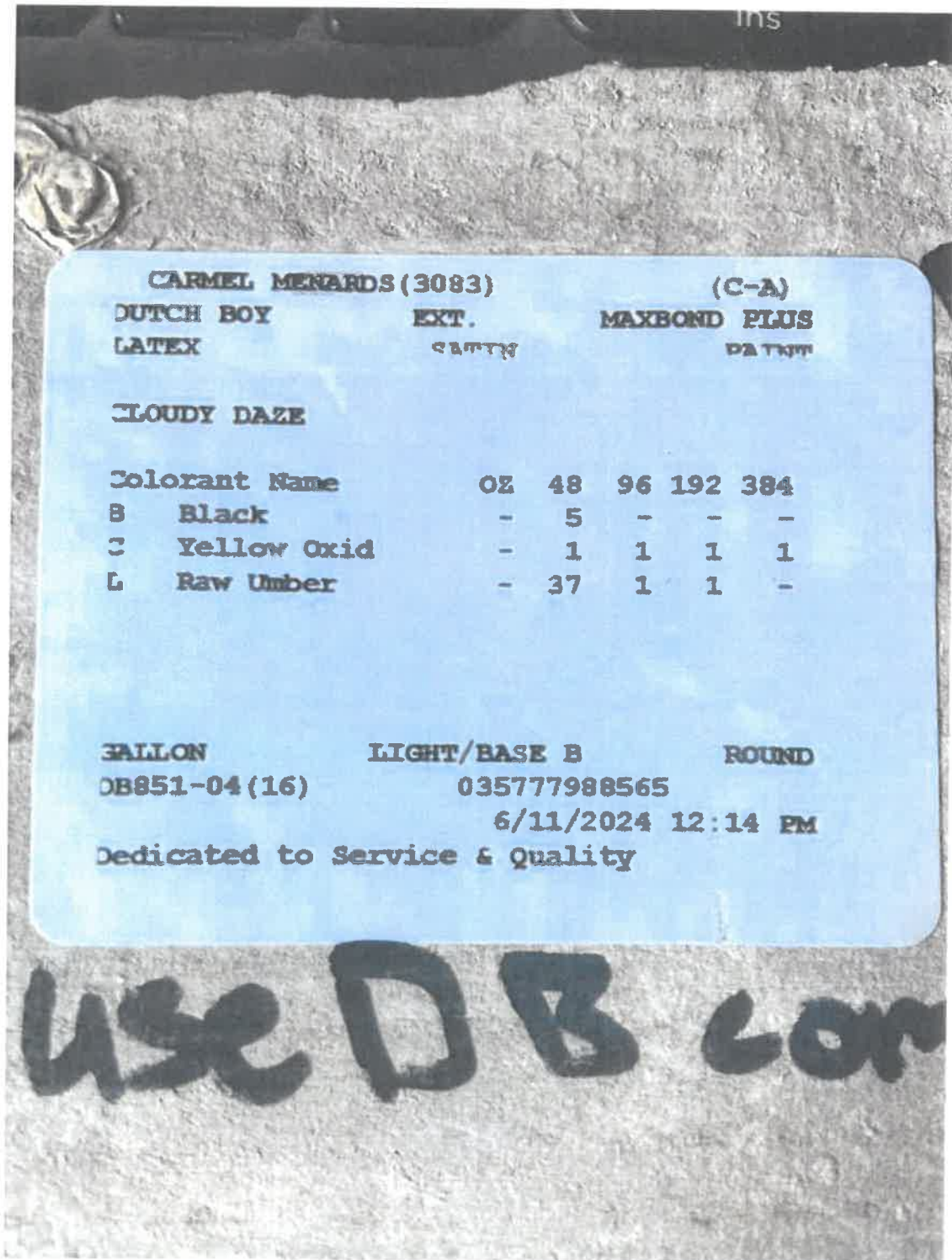
Plytanium

Plywood Siding Panel T1-11 8 IN OC (Nominal: 19/32 in. x 4 ft. x 8 ft. ; Actual: 0.563 in. x 48 in. x 96 in.)

★★★★ (768) [Questions & Answers \(279\)](#)



Paint Color:



Brothers Cover
11664 Seville Rd.
Fishers, IN
(317)645-7310
bjohnsontile@gmail.com

Customer: Mary Goins

Re: Garage project

Description	Qty.	Price
Remove: dilapidated trim, 2 windows, 32" entry door, 9' damaged overhead garage door, old 6" wood lap siding, 6" tongue and groove peaks, old 1x4 trim, interior wall coverings, etc...		\$925.00
Repair deteriorated 2x4's		\$325.00
Install house wrap		\$175.00
Install T1-11 4x8 plywood siding panels		\$1,675.00
Install 1x4 trim on corresponding areas		\$275.00
Install 24" x 36" windows	2	\$450.00
Install 32" x 80" right hand entry door	1	\$350.00
Install 9' x 8' double pull doors in place of damaged overhead door		\$650.00
Caulk, prime, and paint all exposed wood		\$975.00
Materials: house wrap and tape, T1-11 4x8 sheathing, 1x4x8's, fasteners, shims, windows, entry door, 2x4 and 2x6 framing, garage door hardware, caulk, paint, etc...		\$3,300.00
Disposal of waste		\$325.00
Total		\$9,425.00

Acceptance of Proposal

The above prices, specifications, and conditions are satisfactory and hereby accepted. You are authorized to do the work as specified. Payments will be made as discussed or outlined above.

Date Signature

All material is guaranteed to be as specified, and the above work to be performed in accordance with the specifications submitted. Any alteration or deviation from the above specifications will be executed only upon written order, and will become an extra charge over and above the estimate. All agreements contingent upon strikes, accidents, or delays beyond our control. With payment to be discussed, based upon progress, duration of project, and scheduled finish date. All prices are Labor only unless specified otherwise.

Brothers Cover
11664 Seville Rd.
Fishers, IN
(317)645-7310
bjohnsontile@gmail.com

Customer: Mary Goins

Re: Garage project

This is a description of the renovations of the garage located at 548 South street, located in the Plum Prairie Residential Historic District in Noblesville, IN. The overall condition of the garage is dilapidated. The main 32" entry door is damaged to the point of needing a padlock to secure it. The overhead garage door is broken and missing parts. It needs shimmed or secured from the inside and is not a safe option. Some siding is missing, some has been replaced with fence boards, and all the exterior wood has been weathered past the point of repainting. Some wall studs are missing or rotted. The roof is fairly new with all new decking and shingles.

The scope of the project includes demolition, installation, painting, and removal of debris. All of the exterior siding and trim will be removed and the rotted or missing studs will be replaced or repaired. New exterior siding and trim will be installed, including double pull doors matching the overall finish of the structure. One coat of primer and at least two coats of paint will be installed on all exposed wood. All debris will be removed from the site and the grounds swept with magnets to ensure a safe lawn.

Materials used:

Plywood Siding Panel T1-11 8 IN OC

Everbilt 9 ft. x 150 ft. Woven Housewrap

1x4x8's, 2x4x8 and 2x6x8 framing

Jeld-Wen 32 in. x 80 in. 6-Panel Primed Steel Prehung Right-Hand Inswing Front Door

Anderson 24 in. x 36 in. 100 Series White Single Hung Insert Replacement Composite Window with Low-E Glass, White Int & Hardware

#PR-W15 Ultra Pure White Satin Enamel Exterior Paint & Primer color-matched to house color

Mary Goins Garage Renovation

Materials used

Plywood Siding Panel T1-11 8 IN OC
Everbilt 9 ft. x 150 ft. Woven Housewrap
1x4x8's, 2x4x8 and 2x6x8 framing

Jeld-Wen 32 in. x 80 in. 6-Panel Primed Steel Prehung Right-Hand Inswing Front Door
Anderson 24 in. x 36 in. 100 Series White Single Hung Insert Replacement Composite Window
with Low-E Glass, White Int & Hardware
#PR-W15 Ultra Pure White Satin Enamel Exterior Paint & Primer color-matched to house color

Description Of Work

The location of the renovation of the garage is at 548 South street, located in the Plum Prairie Residential Historic District in Noblesville, IN. The overall condition of the garage is in poor condition at this time. The main 32" entry door is damaged to the point of needing a padlock to secure it. The overhead garage door is broken and missing parts. It needs to be secured from the inside and will not operate safely and is not safe to use. Pieces of siding are missing, some has been replaced with fence boards, and all the exterior wood has been weathered past the point of repainting. Some wall studs are missing or rotted. The roof is fairly new with all new decking and shingles.

The scope of the project includes demolition, installation, painting, and removal of debris. All of the exterior siding and trim will be removed and the rotted or missing studs will be replaced. New exterior siding and trim will be installed, including double pull doors matching the overall finish of the structure. One coat of primer and at least two coats of paint will be installed on all exposed wood. All debris will be removed from the site and hauled to the trash dump. and the grounds swept with magnets to ensure a safe lawn.

Description Price

Disposal of waste	\$400.00
Materials: house wrap and tape, T1-11 4x8 sheathing, 1x4x8's, fasteners, shims, windows, entry door, 2x4 and 2x6 framing, garage door hardware, caulk, paint, etc...	\$3,500.00
Install house wrap	\$200.00
Remove: dilapidated trim, 2 windows, 32" entry door, 9' damaged overhead garage door, old 6" wood lap siding, 6" tongue and groove peaks, old 1x4 trim, interior wall coverings	\$950.00
Replace deteriorated 2x4's	\$325.00
Caulk, prime, and paint all exposed wood	\$975.00
Install T1-11 4x8 plywood siding panels	\$1675.00
Install 1x4 trim on corresponding areas	\$275.00
Install 24" x 36" windows X2	\$450.00
Install 32" x 80" right hand entry door	\$350.00
Install 9' x 8' double pull doors in place of damaged overhead door	\$650.00
Total	\$9,750.00

Jordan Harber
 107 N walnut st. Atlanta IN. 46031
 765-810-3073
 Harberjordan2@gmail.com