

**ADVERTISEMENT FOR BIDS
FOR
2020 Landscape Maintenance Program**

CITY OF NOBLESVILLE, INDIANA

Sealed proposals will be received by the Board of Public Works and Safety, City of Noblesville, at the Office of the Clerk, 16 South 10th Street, Noblesville, Indiana and will be publicly opened and read aloud at 9:00 a.m. on **March 10, 2020**. Any Bid(s) received later than 9:00 a.m. (local time) on **March 10, 2020**, will be returned unopened.

DESCRIPTION OF WORK: The work shall consist of the base Bid for landscape maintenance of right of ways as described, for one year, in various locations throughout the City of Noblesville.

BID DOCUMENTS: Specifications and Contract Documents are available for examination on or after **February 12, 2020** in the following office:

- City of Noblesville – Street Department, 1575 Pleasant Street, Noblesville, Indiana;

Copies of the Specifications and Contract Documents may be obtained on or after **February 12, 2020**, at the City of Noblesville – Street Department, Noblesville, Indiana, upon payment of \$10.00 per set. A set consists of a single copy of Specifications and Contract Documents. This remittance is not refundable. Plans and specifications will also be available electronically at no charge. ALL plan holders or entities requesting plans **MUST** register on the official Bid list to be an official plan holder and to be eligible to submit a responsive Bid. Bids shall be properly and completely executed on Bid Forms contained in the Contract Documents. Each Bid shall be accompanied by a completely filled out Form No. 96 (Revised 2010), acceptable Bid security, and wage stipulation affidavit. Any Bid not accompanied by the aforementioned required items shall be deemed to be a non-responsive Bid.

No Bidders may withdraw the proposal within a period of 60 days following the date set for the receiving of Bids. The City reserves the right to retain any and all Bids for a period of not more than 60 days and said Bid shall remain in full force and effect during said time. The City further reserves the right to waive informalities and to award the Contract to any Bidder all to the advantage of the City of Noblesville or to reject all Bids.

BID SECURITY: Each Bid shall be accompanied by an acceptable certified check made payable to the City of Noblesville or an acceptable Bid bond in the amount equal to five percent of the total Bid price executed by an incorporated surety company in good standing and qualified to do business in the State of Indiana and whose name appears of the current Treasury Department Circular 570.

BONDS: Performance Bond will be required and Payment Bond may be required.

QUALIFICATION OF BIDDERS: All Bidders shall have a successfully qualified history in the management and completion of similar work in the form of a past history of contracts held and completed for similar work. All contractors, suppliers and subcontractors shall demonstrate 5 years of progressive experience in work similar in nature to this project. All workers employed on the project shall have documented legal citizenship or immigration status. Any general or subcontractor that has outstanding fees or

inspections or has outstanding work-related, performance, or quality issues with the City of Noblesville may be deemed as non-responsive or non-responsible.

Any Bid submitted by a firm that is not a plan holder and does not appear on the Official Plan Holders List for this project will be deemed non-responsive and non-responsible.

PRE BID MEETING: There will pre-bid opening meeting on **February 27, 2020 at 2:00 PM** at the Noblesville Street Department, 1575 Pleasant Street.

INDIANA REQUIREMENTS: Standard Questionnaire Form 96 – Revised 2010, completely filled out and signed, including attachment of Contractor's Financial Statement.

CONTRACT INFORMATION BOOK

FOR

2020 LANDSCAPING MAINTENANCE CONTRACT



Prepared By:
City of Noblesville – Street Department
1575 Pleasant Street
Noblesville, IN 46060
(317) 776-6348
Fax (317) 776-4639

Agreement

**City of Noblesville, Indiana
Street Department
1575 Pleasant Street
Noblesville, IN 46060**

“CONTRACTOR”:

(telephone) _____
(Email) _____

For Work at the Following “PROJECT”:

2020 Landscaping Maintenance Contract

Contractor will provide all labor, materials, tools, equipment, supplies, safety equipment, transportation, supervision, permits and governmental fees, licenses and inspections necessary to perform in a good and workmanlike manner and in accordance with the Agreement, Terms and Conditions and Contractor Documents, or reasonably inferable as necessary to produce the results intended as defined in **Exhibit A**, attached hereto (the **“Work”**).

The **“Contract Documents”** mean this Agreement and those documents listed in **Exhibit B** attached hereto (the **“Contract Documents”**). There are no Contract Documents other than those listed herein.

Owner will pay Contractor the **“Contract Sum”** of \$ _____ for the Work subject to the **“Terms and Conditions”** herein. Attached as **Exhibit C** is a payment schedule of the Contract Sum. The Work will be commenced on approximately April 1, 2020, and be Substantially Complete by October 31, 2020 (Completion Date).

THIS AGREEMENT IS SUBJECT AND BY SIGNING CONTRACTOR AGREES TO ALL SUCH TERMS AND CONDITIONS.

CITY OF NOBLESVILLE, INDIANA

CONTRACTOR

Signed: _____

Signed: _____

Printed: _____

Printed: _____

Title: _____

Title: _____

AGREEMENT DATE: _____

Date: _____

TERMS AND CONDITIONS

1. Acceptance. Commencement of the Work shall mean Contractor has agreed to the Terms and Conditions. Documents with terms additional to or different from this Agreement shall not be binding upon Owner.

Contractor’s employees, subcontractors, suppliers, laborers, equipment lessors and all other persons performing portions of the Work. Contractor shall be responsible for the inspection of Work to determine when subsequent Work can be performed or installed.

2. Conflicts/Order of Precedent. Contractor shall promptly notify Owner of any discrepancy or conflict in the Contract Documents. In the event of an inconsistency or conflict between the drawings and specifications, or within either document not clarified by addendum, the provision of a Contract Document requiring the greater quantity, quality or scope of Work, or imposing a greater obligation upon the Contractor, or affording a greater right or remedy to the Owner shall govern. Any part of the Work shown on the drawings but not specifically mentioned in the specifications, or vice versa, shall be considered as part of the Work as though included in both. The Work shall include all incidental Work necessary and customary for the completion described in the Contract Documents.

4. Permits, Fees and Notices. Contractor shall secure and pay for the permits and governmental fees, licenses and inspections necessary for the proper execution and completion of the Work. Contractor shall comply with and give notices required by laws, ordinances, rules, regulations and lawful orders of public authorities bearing on the Work.

3. Means and Methods. Contractor shall supervise and direct the Work using its best skill and attention and have control over all means, methods, techniques, sequences, procedures and coordination. Contractor shall be responsible to Owner for the acts and omissions of

5. Bonds. Contractor shall furnish a Performance Bond and Payment Bond (if using subcontractors), in an amount equal to one hundred percent (100%) of the Contract Price as security for the faithful performance of all Contractor’s obligations under the Contract Documents. These Bonds shall remain in effect for one (1) year after final payment and settlement with the Contractor and as otherwise required by Law or Regulation.

6. Clean-Up. Contractor shall keep the Project site and surrounding area free from the accumulation of waste materials or rubbish caused

by performance of the Work. At completion of the Work, Contractor shall remove from the Project waste materials, rubbish, Contractor's tools, construction equipment, machinery and surplus materials.

7. Subcontractors. Before the Work commences, Contractor shall furnish in writing to Owner the names of all persons or entities proposed for each principal portion of the Work and their respective subcontract sum. All subcontractors, if required, shall be state certified/qualified. Contractor shall not contract with a proposed person or entity to whom Owner has made a reasonable objection.

8. Subcontracts. By written agreement, Contractor shall require each subcontractor be bound to Contractor by the terms of the Contract Documents, and to assume toward Contractor all the obligations and responsibilities which Contractor assumes toward Owner. Each subcontract shall preserve and protect the rights of Owner under the Contract Documents with respect to the Work to be performed by the subcontractor so that subcontracting thereof will not prejudice such rights. Contractor shall make available to each proposed subcontractor, prior to the execution of the subcontract, copies of the Contract Documents. Each subcontract for a portion of the Work is contingently assigned by Contractor to Owner, however, such assignment is effective only after termination of this Agreement by Owner for default and Owner's written acceptance or the Subcontract provided to subcontractor.

9. Project Labor Relations. Contractor shall assure harmonious labor relations at the Project so as to prevent any delays, disruptions or interference to the Work. Contractor agrees that it will bind and require all of its subcontractors, suppliers and other such persons or entities to agree to all of the provisions of this paragraph.

10. Contractor's Representations. Contractor represents and warrants to Owner as a material inducement to Owner to execute this Agreement, which representations and warranties shall survive any termination of this Agreement, and the final completion of the Work, that the Contractor has:

i. carefully studied and compared the Contract Documents with each other and with information furnished by Owner and has reported to Owner all errors, inconsistencies or omissions. Contractor shall have no rights against Owner for errors, inconsistencies or omissions in the Contract Documents unless Contractor recognized such error, inconsistency or omission and reported it to Owner prior to the date of this Agreement. Contractor shall perform no Work knowing it involves a recognized error, inconsistency or omission in the Contract Documents. Contractor warrants and represents to Owner that the Contract Documents are suitable for the Work and it will perform and complete the Work to the satisfaction of Owner;

ii. is able to furnish the tools, materials, supplies, equipment and labor required to complete the Work and perform its obligations and has sufficient experience and competence to do so;

iii. has visited the Project and is familiar with the local conditions under which the Work is to be performed and has correlated its observations with the requirements of the Contract Documents;

iv. is familiar with and is satisfied as to all federal, state and local laws and regulations that may affect cost, progress, performance and furnishing of the Work;

v. possesses a high level of experience and expertise in the business administration, construction and superintendence of projects of the size, complexity and nature of this Project, and will perform the Work with the care, skill and diligence of such a contractor;

vi. has not, nor has any other member, representative, agent, or officer of the Contractor:

a. employed or retained any company or person, to solicit or secure this Agreement;

b. entered into or offered to enter into any combination, collusion, or agreement to receive or pay and that the Contractor has not received or paid, any fee, commission, percentage, or any other consideration, contingent upon or resulting from the award of and the execution of this Agreement, excepting such consideration and subject to the terms and conditions expressed upon the face of the within Agreement.

11. Time. Time is of the essence of the Agreement. The Work will be performed as required by Owner's Schedule, consistent with the Completion Date. Owner may modify this Schedule. If the Work is delayed by Owner, the Completion Date will be extended. Contractor must request an extension of the Completion Date in writing to Owner no later than forty-eight (48) hours after the beginning of the condition causing the delay or Contractor's claim will be waived. Contractor will provide Owner with an estimate of the duration of delay. An extension of the Completion Date will be Contractor's sole remedy for any delay.

12. Overtime. Owner, if it deems necessary, may direct Contractor to work overtime, to meet the Schedule and, if so directed, Contractor shall work said overtime. Provided that Contractor is not in default under any of the terms or provisions of the Contract Documents, Contractor will be reimbursed for such actual additional wages paid, if any, at rates which have been approved by Owner, plus taxes imposed by law on such additional wages, worker's compensation insurance and levies on such additional wages if required to be paid by Contractor. If, however, the progress of the Work or of the Project be delayed by any fault or neglect or act or failure to act of Contractor or any of its officers, agents, servants, employees or subcontractors, then Contractor shall work such overtime as may be necessary to make up for all time lost and to avoid delay in the completion of the Work and Project. If, after written notice is given, Contractor refuses to work overtime, Owner may hire others to perform the Work and deduct the cost from the Contract Sum.

13. Delay. Should the Work be delayed by any fault or neglect or act or failure to act of Contractor or any of its employees or subcontractors so as to cause any additional cost, expense, liability or damage to Owner, or any damages or additional costs or expenses for which Owner may or shall become liable, Contractor shall compensate Owner for and indemnify it against all such costs, expenses, damages and liability.

14. Submittals. Contractor shall timely prepare, review, approve and submit to Owner all shop drawings, product data and samples required for the Work by the Contract Documents ("Submittals"). Contractor must verify all materials, field measurements and field construction criteria. Contractor must strictly comply with the requirements of the Contract Documents even if Submittals are approved by Owner.

15. Safety. Contractor must take all reasonable safety precautions for the Project and comply with all safety requirements and regulations as may be provided elsewhere in the Contract Documents and by applicable laws, ordinances, rules, regulations and orders of public authorities having jurisdiction over the Project. Contractor warrants that: (a) the duty to provide a safe place for Contractor's Work for Contractor's employees, the employees of any other entity, or any other person on or about the Project site rests solely with the Contractor; (b) the duty to provide general or safety supervision and safety inspections of the Work, equipment, and procedures of the Contractor, its subcontractors, and of others as it might affect the safety of property or persons related to the performance of the Work under this Agreement rests solely with the Contractor; (c) the Contractor shall designate a person in its employ, stationed full time at the jobsite during the progress of the Work, and such person shall be authorized to take prompt action in matters relating to safety on behalf of Contractor. Such person shall be knowledgeable in matters relating to safety through either training or

experience or both. Such person shall attend all safety meetings or safety inspections held at the jobsite and take appropriate action to correct unsafe work practices which come to his attention or Contractor's attention; and (d) the duty to take reasonable safety precautions with respect to the handling of hazardous substances, Project site cleanliness, and emergency procedures and to comply with necessary safety measures and with applicable laws, ordinances, rules, regulations, and orders of public authorities for the safety of persons and property, including but not limited to applicable OSHA standards, related to the performance of the Contractor's Work under this Agreement rests solely with the Contractor.

The Contractor shall indemnify, defend and save Owner harmless from any liability, loss, cost penalty, damage or expense, including attorneys' fees, damage, injury, course of action, proceeding, citation, or work stoppage arising out of or in any way connected with any alleged violation by Contractor of any such statute, regulation, order, rule, requirement or standard and such sums shall be deducted from amounts due under this agreement.

16. Warranty. In addition to Contractor's obligations to correct defective or non-conforming Work provided by law or as may be provided elsewhere in the Contract Documents, Contractor warrants to the Owner that materials and equipment furnished by Contractor will be of good quality and new unless otherwise permitted by the Contract Documents and the Work will be free from defects and conform to the requirements of the Contract Documents. Contractor will immediately correct, at Contractor's expense, all defects and non-conformance in workmanship or materials which appear within one (1) year from the completion of the Project. This warranty is in addition to all special or extended warranties. Contractor must indemnify Owner against, and reimburse Owner for, all claims, damages and expenses, including attorneys' fees, incurred by Owner as a result of Contractor's failure to abide by its warranty obligations.

17. Minimum Insurance Requirements. Prior to commencing Work, the Contractor shall purchase and maintain from insurance companies lawfully authorized to do business in Indiana policies of insurance acceptable to the Owner, which afford the coverages set forth below. Insurance shall be written for not less than limits of liability specified or required by law, whichever coverage is greater, and shall include coverage for Contractor's indemnification obligations contained in this Agreement. Certificates of Insurance acceptable to the Owner shall be given to the Owner prior to commencement of the Work and thereafter upon renewal or replacement of each required policy of insurance. Each policy must be endorsed to provide that the policy will not be cancelled or allowed to expire until at least thirty (30) days' prior written notice has been given to the Owner; provided however that such policies may be cancelled with only ten (10) days' prior notice for non-payment of premium. The required coverages and limits which Contractor is required to obtain are as follows:

A. Commercial General Liability

| | |
|----------------------|---|
| Limits of Liability: | \$2,000,000 General Aggregate |
| | \$2,000,000 Products & Completed Ops. |
| | \$1,000,000 Bodily Injury / Prop. Damage |
| | \$1,000,000 Personal / Advertising Injury |
| | \$1,000,000 Each Occurrence |

The Commercial General Liability Policy must be endorsed to provide that the general aggregate amount applies separately to each of Contractor's separate projects. ISO Endorsement *CG2503 Per Project Endorsement* or its equivalent shall be used to satisfy this requirement.

B. Auto Liability

| | |
|----------------------|--|
| Limits of Liability: | \$1,000,000 Per Accident |
| Coverage Details | All owned, non-owned, & hired vehicles |

C. Workers Compensation and Employer's Liability

| | |
|--------------------------------|-----------------------------------|
| Coverage A (Worker's Comp.) | Statutory Minimum Requirements |
| Coverage B | |
| Employer's Liability: | \$500,000 Each Accident |
| | \$500,000 Disease – each employee |
| | \$500,000 Disease Policy Limit |

D. Excess Liability (Umbrella Form)

| | |
|---------------------|-----------------------------|
| Limits of Liability | \$5,000,000 Each Occurrence |
|---------------------|-----------------------------|

All coverage provided above shall be endorsed to include the Owner as an additional insured except for the Worker's Compensation / Employer's Liability policy. ISO forms *CG 2010 07 04* and *CG 2037*, or equivalent endorsement forms must be used on the commercial general liability policy to provide additional insured status to the Owner and shall include coverage for completed operations. The policies for which the Owner is named as additional insured shall provide primary and non-contributing coverage and any valid and collectible insurance carried separately by the Owner shall be in excess of the limits provided by such policies and shall be non-contributory. To the extent commercially reasonable, all insurance requirements and limits shall apply to all of Contractor's subcontractors and sub-subcontractors and Contractor is responsible to verify those insurance requirements and limits. The commercial general liability, automobile liability, and workman's compensation policies must be endorsed to provide a waiver of subrogation in favor of Owner.

Coverages, whether written on an occurrence or claims-made basis, shall be maintained without interruption from the date of commencement of the Work until the date of final payment and termination of any coverage required to be maintained after final payment, and, with respect to the Contractor's completed operations coverage, until the expiration of the period for correction of Work or for such other period for maintenance of completed operations coverage as specified in the Contract Documents. An additional certificate evidencing continuation of liability coverage, including coverage for completed operations, shall be submitted with the final Application for Payment. Information concerning reduction of coverage on account of revised limits or claims paid under the general aggregate, or both, shall be furnished by the Contractor with reasonable promptness.

E. Property Insurance. Unless otherwise provided, the Owner shall purchase and maintain, property insurance written on a builder's risk "all-risk" or equivalent policy form in the amount of the initial Contract Sum, plus the value of subsequent modifications and cost of materials supplied or installed by others, comprising total value for the entire Work at the site on a replacement cost basis without optional deductibles. Such property insurance shall be maintained, unless otherwise provided in the Contract Documents or otherwise agreed in writing, until final payment has been made or until no person or entity other than the Owner has an insurable interest in the property to be covered, whichever is later. This insurance shall include interests of the Owner, the Contractor, subcontractors and sub-subcontractors in the Project. Property insurance shall include, without limitation, insurance against the perils of fire (with extended coverage) and physical loss or damage including, without duplication of coverage, theft, vandalism, malicious mischief, collapse, earthquake, flood, windstorm, falsework, testing and startup, temporary buildings and debris removal including demolition occasioned by enforcement of any applicable legal requirements, and shall cover reasonable compensation for Contractor's services and expenses required as a result of such insured loss.

18. Indemnification. To the fullest extent permitted by law, the Contractor shall indemnify and hold harmless the Owner and its board, agents and employees of any of them ("Indemnittees") from and against claims, damages, losses and expenses, including but not limited to attorneys' fees, arising out of or resulting from performance of the Work, provided that such claim, damage, loss or expense is attributable to bodily injury, sickness, disease or death, or to injury to or destruction of tangible property (other than the Work itself), including

loss of use, caused by Contractor, a subcontractor, anyone directly or indirectly employed by them or anyone for whose acts they may be liable, regardless of whether or not such claim, damage, loss or expense is caused in part by a party indemnified hereunder. Such obligation shall not be construed to negate, abridge, or reduce other rights or obligations of indemnity which would otherwise exist as to a party or person described in this Section. The Contractor's indemnification under this Section shall survive both final payment and the termination of this Agreement.

In claims against any person or entity indemnified under this section by an employee of the Contractor, a Subcontractor, anyone directly or indirectly employed by them or anyone for whose acts they may be liable, the indemnification obligation shall not be limited by a limitation on amount or type of damages, compensation or benefits payable by or for the Contractor or a Subcontractor under workers' compensation acts, disability benefit acts or other employee benefit acts.

The Contractor shall indemnify and defend, at the Contractor's sole expense, the Indemnitees as set forth herein from and against any actions, lawsuits, proceedings or claims resulting from claim filed or asserted against the Work, the Project and any improvements thereon, the Contract Sum or any applicable retainage by a subcontractor, anyone directly or indirectly employed by them or anyone for whose acts they may be liable. If the Contractor refuses an Indemnitee's demand for a defense and indemnification, the Contractor shall reimburse the Owner for all its costs incurred as a result of any such lien or claim including but not limited to, any judgment resulting from any actions, lawsuits or proceedings. If the Contractor disputes a claim, the Contractor shall have the right to contest such claim but such right shall not in any way abridge, modify or nullify the Contractor's obligations to the Indemnitees.

19. Claims. If Contractor claims it should receive additional sums or time, Contractor must notify Owner and request a Change Order in writing within forty-eight (48) hours after Contractor learned (or should have learned) of the basis for the request. No additional sums will be paid and no additional time will be recognized unless Owner has issued a Change Order.

20. Claims for Consequential Damages. Contractor waives claims against Owner for consequential damages arising out of or relating to this Agreement. This waiver includes, but is not limited to, damages incurred by Contractor for rental expenses, for losses of use, income, profit, financing, business and reputation, and for loss of management or employee productivity or of the services of such persons.

21. Payments. All payments provided herein are subject to funds as appropriated and the laws of the State of Indiana.

A. Progress Payments; Retainage: Owner shall make monthly progress payments on the basis of Contractor's Applications for Payment. Each Application for Payment shall be based on the schedule of values. Applications for Payment shall be supported by such data substantiating Contractor's right to payment as Owner may require, such as copies of requisitions from subcontractors and material suppliers.

1. Owner reserves the right to inspect the Project and approve the progress of Work completed to the date of the Application for Payment. If requested by Owner prior to making said payment, Contractor shall submit to Owner an Affidavit and Partial Waiver of Lien, and/or partial waivers from subcontractors and material suppliers, in form and content satisfactory to Owner, stipulating that all costs for labor and materials incurred in the previous month have been paid to subcontractors, material suppliers, laborers and equipment lessors.

2. Progress payment will be made for ninety percent (90%) of Work completed (with the balance being held as retainage). If Work is fifty percent (50%) complete as determined by Owner, and if the character and progress of the Work has been satisfactory to Owner,

Owner, at its sole discretion and without obligation, may determine that as long as the character and progress of the Work remain satisfactory, there will be no additional retainage on account of Work completed in which case the remaining progress payments prior to Substantial Completion will be in an amount equal to one hundred percent (100%) of the Work properly completed.

B. Payment of Subcontractors. The Contractor agrees to assume and does assume full and exclusive responsibility for the payment of subcontractors in compliance with Ind. Code § 36-1-12-13. The Agreement is expressly made an obligation covered by the Contractor's Performance Bond obligation. The obligation of the surety shall not in any way be affected by the bankruptcy, insolvency, or breach of Agreement of the Contractor.

1. The making of an incorrect certification by the Contractor shall be considered a substantial breach of and the Owner may, in addition to all other remedies, withhold all payments not yet made and recover all payments previously made, less that amount which has actually been paid to subcontractors by the Contractor.

a. Upon receipt of a progress payment, Contractor shall pay promptly all valid bills and charges for materials, equipment, labor and other costs in connection with or arising out of the Work and will hold Owner free and harmless from and against all liens and claims of liens for such materials, equipment, labor and other costs, or any of them, filed against the Project or the site, or any part thereof, and from and against all expenses and liability in connection therewith including, but not limited to, court costs and attorneys' fees. Should Owner receive notice of any claim or of any unpaid bill in connection with the Work, Contractor shall either pay or discharge the same and cause the same to be released of record or shall furnish Owner with appropriate indemnity in form and amount satisfactory to Owner.

C. Withholding of Payment. If any claim is made or filed with Owner, the Project, or contract proceeds by any person claiming that Contractor or any subcontractor or any person for whom Contractor is liable has failed to make payment for labor, services, materials, equipment, taxes or other items or obligations furnished or incurred for or in connection with the Work, or if at any time there shall be evidence of such non-payment or of any claim which is chargeable to Contractor, or if Contractor or any subcontractor or other person for whom Contractor is liable causes damages to the Work, or if Contractor fails to perform or is otherwise in default under any of the terms or provisions of the Contract Documents, Owner shall have the right to retain from any payment then due or thereafter to become due an amount which it deems sufficient to (1) satisfy, discharge and/or defend against such claim or lien or any action which may be brought or judgment which may be recovered thereon, (2) make good any such non-payment, damage, failure or default, and (3) compensate Owner for and indemnify him against any and all losses, liability, damages, costs, and expenses, including attorneys' fees and disbursements which may be sustained or incurred in connection therewith.

1. If Owner withholds any payment, partial or final, from Contractor, Owner may, but shall not be obligated or required to, make direct or joint payment on behalf of Contractor for any part or all of such sums due and owing to said subcontractors, material suppliers, equipment lessors and/or laborers for their labor, materials or equipment furnished to the Project, not to exceed the Contract Sum remaining due and owing to Contractor, and charge all such direct payments against the Contract Sum; provided, however, that nothing contained in this paragraph shall create any personal liability on the part of Owner to any subcontractor, material supplier, equipment lessor or laborer, or any direct contractual relationship between Owner and them.

D. Substantial Completion. Upon Substantial Completion of the Work, the Owner shall pay the Contractor an amount sufficient to increase total payments to Contractor to one hundred percent (100%) of the Contract Sum, less such amounts as Owner shall determine, or Owner may withhold.

E. Final Payment. Upon final completion and acceptance of the Work, Owner shall pay the remainder of the Contract Sum.

1. When the Contractor completes the Work in accordance with the Contract Documents and in an acceptable matter as determined by the Owner, the Contractor will prepare a final estimate for the Work performed and will furnish the Owner with a copy of the final estimate. Final payment shall not become due until Contractor submits (a) an affidavit that payrolls, bills for materials and equipment, and other indebtedness connected with the Work for which Owner or Owner's property might be responsible or encumbered (less amounts withheld by Owner) have been paid or otherwise satisfied, (2) a certificate evidencing that insurance required by the Contract Documents will remain in force after final payment is currently in effect and will not be canceled or allowed to expire until at least 30 days' prior written notice has been given to Owner, (3) a written statement that Contractor knows of no substantial reason that the insurance will not be renewable to cover the period required by the Contract Documents, (4) if required by Owner, other data establishing payment or satisfaction of obligations, such as receipts, releases and waivers of liens, claims, security interests or encumbrances.

2. Owner shall make final payment to the Contractor within ninety-one (91) days after final acceptance and completion of the Work. However, final payment may not be made on any amount that is in dispute. Acceptance of final payment by Contractor shall constitute a waiver of claims by Contractor except those previously made in writing and identified by Contractor as unsettled. No payment, including final payment, will be considered to be an acceptance of defective or non-conforming Work.

22. Termination for Default. In the event of default, the non-defaulting entity shall give to the defaulting entity forty-eight (48) hours to cure. Contractor shall be in default if it fails to perform or comply with its obligations under the Contract Documents, does not perform Work for more than forty-eight (48) hours when Work is available, or becomes insolvent, files for bankruptcy, or is dissolved or otherwise ceases to exist. In addition to any other legal remedies available to Owner, under this Agreement, law or equity, Owner shall have the absolute right, after forty-eight (48) hours written notice to Contractor to cure such default, correct or overcome the default and charge all expenses, losses, costs and damages, including attorneys' fees, to Contractor, or terminate this Agreement and complete the Work but whatever means Owner deems necessary.

23. Termination for Convenience. Owner may terminate this Agreement for Owner's sole convenience, in which event Contractor will only receive payment for the Work completed as of the date of termination, without compensation for profit on work not performed.

24. No Assignment. This Agreement may not be assigned by Contractor to a third party without the prior written consent of Owner. Moneys that may become due and moneys that are due may not be assigned by Contractor without such consent (except to the extent that the effect of this restriction may be limited by law). If Contractor attempts to make an assignment without such prior written consent of the Owner, Contractor shall nevertheless remain legally responsible for all obligations under this Agreement.

25. Notice. Notice shall be in writing and delivered via e-mail, telefax, overnight delivery, hand delivery, or certified mail. Notice shall be considered provided as of the date of delivery. Where notice cannot be immediately provided in writing, telephonic notice may be made followed by written notice.

26. No Third-Party Beneficiaries. The Contract Documents shall not be construed to create a contractual relationship of any kind (1) between Owner and any subcontractor or (2) between any persons or entities other than Owner and Contractor. Contractor and the Owner agree that this Agreement is not intended to benefit any other third-party.

27. Dispute Resolution.

Mediation. The parties shall endeavor to resolve their claims by mediation which shall be administered by the Indiana Rule for Alternate Dispute Resolutions in effect on the date of the Agreement. The parties shall share the mediator's fee and any filing fees equally. The mediation shall be held in Noblesville, Hamilton County, Indiana, unless another location is mutually agreed upon. Agreements reached in mediation shall be enforceable as settlement agreements in any court having jurisdiction thereof.

Litigation. In the event of any litigation between the Owner and Contractor that arises out of or relates to this Agreement, if the Owner is the "prevailing party" in such litigation, Owner shall be entitled to recover its attorneys' fees incurred in the litigation, and includes attorneys' fees incurred in the collection or enforcement of any judgment. The parties agree that the exclusive and sole venue for any claim arising out of or relating to the Agreement shall be any court of competent jurisdiction located in Hamilton County, Indiana. This Agreement shall be governed by and construed in accordance with the laws of the State of Indiana, except for its conflict of laws provisions, as well as with all municipal ordinances and code of the City of Noblesville. The parties further agree that, in the event a lawsuit is filed hereunder, the parties waive any rights to a jury trial they may have.

28. Interest. Payments due to Contractor under the terms of the Contract Documents and unpaid shall bear no interest. In the event Owner is entitled to withhold payment under the Contract Documents, or in the event of a good faith dispute between Owner and Contractor, no interest shall accrue.

29. E-Verify. Contractor shall enroll in and verify the eligibility status of all newly hired employees of Contractor through the E-Verify program as outlined in I.C. § 22-5-1.7; however, Contractor shall not be required to verify the work eligibility status of all newly hired employees of Contractor through the E-Verify program if the E-Verify program no longer exists. **CONTRACTOR AFFIRMS, UNDER THE PENALTIES OF PERJURY, THAT CONTRACTOR DOES NOT KNOWINGLY EMPLOYEE AN UNAUTHORIZED ALIEN.**

30. Miscellaneous. This Agreement represents the entire and integrated agreement between Owner and Contractor, supersedes all prior negotiations, representations and agreements, written or oral, and shall not be modified, supplemented or interpreted by evidence of course of dealing, course of performance or usage of trade. If any provision of the Agreement is found by a court to be illegal, invalid, void or otherwise unenforceable, the remaining terms and conditions shall remain in full force. Any modification to the Agreement must be in writing and signed by both Owner and Contractor.

(3768221(v1)/27950)

2020 City Landscape Maintenance Program

Noblesville, Indiana

ITEMIZED PROPOSAL

| Item No. | Description/Area | Approximate | | | | Unit Price | Unit | Quantity | Extended Price | Day of Week |
|----------|--|-------------|----------|-------|-------|------------|-------|----------|----------------|-------------|
| | | Square Feet | Quantity | Unit | Price | | | | | |
| 1 | Union Chapel Road -SR32 to 166th Street (Exclude 166th roundabout) | 136675 | 7 | Month | | 7 | Month | | Friday | |
| 2 | Olio Road and Teglar Roundabout | 3823 | 7 | Month | | 7 | Month | | Friday | |
| 3 | Little Chicago Road and 191st Street Roundabout | 4984 | 7 | Month | | 7 | Month | | Thursday | |
| 4 | Little Chicago SR32 to SR38 | 8500 | 7 | Month | | 7 | Month | | Thursday | |
| 5 | Hazel Dell Road including Walk Tunnel and 146th Gateway Signs | 17971 | 7 | Month | | 7 | Month | | Thursday | |
| 6 | Gateway Signs at Campus Pkwy and I-69 | 2717 | 7 | Month | | 7 | Month | | Friday | |
| 7 | Red Parking Lot - Logan Street | 225 | 7 | Month | | 7 | Month | | Monday | |
| 8 | Orange Parking Lot - North 9th Street | 4057 | 7 | Month | | 7 | Month | | Monday | |
| 9 | Blue Parking Lot - Corner of 9th & Clinton | 6579 | 7 | Month | | 7 | Month | | Monday | |
| 10 | South Allisonville Road | 32032 | 7 | Month | | 7 | Month | | Tuesday | |
| 11 | Purple Parking Lot - South 8th Street | 5178 | 7 | Month | | 7 | Month | | Monday | |
| 12 | South 8th Street Parking Islands between Maple and Cherry | 724 | 7 | Month | | 7 | Month | | Monday | |
| 13 | 196th Street and Hague Road Roundabout | 2684 | 7 | Month | | 7 | Month | | Thursday | |
| 14 | City Hall Landscape | 3774 | 7 | Month | | 7 | Month | | Monday | |
| 15 | Dark Gray Parking Lot (City Hall Public) | 4326 | 7 | Month | | 7 | Month | | Monday | |
| 16 | Tan Parking Lot (City Hall Employee) | 5451 | 7 | Month | | 7 | Month | | Monday | |
| 17 | Maple Street Rain Garden | 1440 | 7 | Month | | 7 | Month | | Monday | |
| 18 | South 10th Street Roundabout | 1800 | 7 | Month | | 7 | Month | | Tuesday | |
| 19 | Presley & Pleasant Street Roundabout | 1362 | 7 | Month | | 7 | Month | | Tuesday | |
| 20 | Public Safety Building | 6691 | 7 | Month | | 7 | Month | | Monday | |
| 21 | Public Safety Overflow Parking-Southside of Cherry Street | 4465 | 7 | Month | | 7 | Month | | Monday | |
| 22 | Hazel Dell & 161st Street Roundabout | 4012 | 7 | Month | | 7 | Month | | Monday | |
| 23 | 10th Street and Wayne Street Rain Gardens | 654 | 7 | Month | | 7 | Month | | Wednesday | |
| 24 | SR32 and Promise Road Roundabout | 10282 | 4 | Month | | 4 | Month | | Wednesday | |
| 25 | SR32 and Union Chapel Roundabout | 10282 | 4 | Month | | 4 | Month | | Wednesday | |
| 26 | SR32 and Presley Drive Roundabout | 10223 | 4 | Month | | 4 | Month | | Wednesday | |
| 27 | Pleasant Street and Mercantile Blvd Roundabout | 571 | 4 | Month | | 4 | Month | | Wednesday | |
| 28 | Town & Country and Mercantile Blvd Roundabout | 2923 | 4 | Month | | 4 | Month | | Tuesday | |
| 29 | Town & Country and Clover Road Roundabout | 1189 | 4 | Month | | 4 | Month | | Tuesday | |
| 30 | Brooks School Road & 141st Street Roundabout | 3515 | 4 | Month | | 4 | Month | | Tuesday | |
| 31 | Brooks School Road & 136th Street Roundabout | 3345 | 4 | Month | | 4 | Month | | Tuesday | |
| 32 | Marilyn Road & 141st Street Roundabout | 3026 | 4 | Month | | 4 | Month | | Tuesday | |
| 33 | Marilyn Road & 136th Street Roundabout | 4803 | 7 | Month | | 7 | Month | | Tuesday | |
| 34 | Greenfield Avenue & Union Chapel Roundabout | 4297 | 4 | Month | | 4 | Month | | Tuesday | |
| 35 | Greenfield Avenue & Howe Road Roundabout | 3200 | 4 | Month | | 4 | Month | | Tuesday | |

INDEX TO SPECIAL PROVISIONS
2020 Landscape Maintenance
NOBLESVILLE, INDIANA

| SECTION | | PAGE |
|----------------|---|-------------|
| SP 1 | Contract Documents | 2 |
| SP 2 | Contract Time | 2 |
| SP 3 | Non Discrimination, Drug Free Work Place, Audit, and Compliance with Laws | 2 |
| SP 4 | Pre-Work Meeting | 2 |
| SP 5 | Contract Award Process | 2 |
| SP 6 | Maintaining Traffic | 2 |
| SP 7 | Construction Noise | 3 |
| SP 8 | Contractor's Supervision..... | 3 |
| SP 9 | Good Housing Keeping and Water Quality..... | 3 |
| SP 10 | Construction Schedule..... | 3 |
| SP 11 | Progress Estimate Billing..... | 3 |
| SP 12 | Pay Items | 3 |
| SP 13 | Management of Subcontractors..... | 4 |

SP 1 Contract Documents

In the event that conflicting standards and/or specifications exist, the following order shall govern.

1. Issued Addenda (if applicable)
2. Special Provisions
3. Information for Bidders
4. Contract Forms

It is the intent of these Contract Documents to describe a functionally complete project to be constructed in accordance therewith. Any work, materials or equipment that may reasonably be inferred will be supplied whether or not specifically called for.

SP 2 Contract Time

Notice to Proceed is anticipated to be given around April 1st, 2020 and work is anticipated to be on going until October 31st, 2020, or as directed by the Noblesville Street Department.

SP 3 Non Discrimination, Drug Free Work Place, Audit, and Compliance with Laws

CONTRACTOR shall discriminate in accordance to local, state, and federal law.

CONTRACTOR shall provide a drug free work place in accordance with local, state, and federal law.

Upon request, CONTRACTOR shall allow the City or State of Indiana agency review records upon request. Records must be retained for three years from the completion of the project.

SP 4 Pre-Work Meeting

The CONTRACTOR will be required to attend a pre-work meeting prior to the issuance of the Notice to Proceed. Any sub-contractors of the CONTRACTOR that the STREET DEPARTMENT deems necessary shall attend the pre-construction meeting. An additional meeting may be required in field between the STREET DEPARTMENT and CONTRACTOR, which may be on a separate day.

CONTRACTOR shall submit the following at, or prior to, the pre-work meeting:

1. Working schedule
2. Specify a project superintendent
3. Schedule a project walk through with CONTRACTOR's Superintendent and STREET DEPARTMENT.

SP 5 Contract Award Process

The following procedure shall be followed for award of Contract:

1. CONTRACTOR acknowledges receipt of Notice of Intent to Award from OWNER
2. CONTRACTOR submits the following within ten (10) days of receipt of Notice of Intent to Award to STREET DEPARTMENT for approval by the Noblesville Board of Public Works and Safety:
 - a. Three (3) signed and executed original Contract documents
 - b. One (1) copy of Certificate of Liability Insurance

SP 6 Maintaining Traffic

Equipment parking and loading/unloading must be done on residential streets, not on a State Highway or thoroughfare road. 10th Street/Allisonville Road, 136th Street, 141st Street, 166th Street, Clover Road, Carrigan Road, Campus Parkway, Greenfield Avenue, Herriman Blvd, Marilyn Road, Olio Road, River Road, I69, SR32, and SR37 are examples of state highways and thoroughfare roadways.

Equipment shall not be used as barricades or temporary traffic control devices.

All workers within the roadway shall be wearing ANSI Class 2, or higher, reflective safety vests during daylight hours.

"Mowing Ahead" signs, or similar, shall be used in advance of work when mowing adjacent to state highways or thoroughfare roadways.

SP 7 Construction Noise

The CONTRACTOR shall be required to limit construction noise by maintaining his equipment in proper working order, thereby minimizing the effect of construction noise in the project area.

SP 8 Contractor's Supervision

The CONTRACTOR awarded the work will be required to maintain a superintendent with full authority to direct all construction operations and personnel on the site at all times while construction is in progress.

SP 9 Good Housing Keeping and Water Quality

Vehicle and Equipment Maintenance: Onsite vehicle and equipment maintenance should only be used where it is impractical to send vehicles and equipment offsite for maintenance and repair. If maintenance must occur on site, the area where repairs are to be made must be located away from drainage courses. Drip pans and/or absorbent pads should be used during vehicle and equipment maintenance work that involves fluids, unless the maintenance work is performed over an impermeable surface in a dedicated maintenance area. Inspect onsite vehicles and equipment daily at the startup for leaks, and repair immediately. Properly dispose of used oils, fluids, lubricants and spill cleanup materials. Do not place used oil in a dumpster or pour into a storm drain or watercourse. Vehicle

Fueling: Onsite vehicle and equipment fueling should only be used where it is impractical to send vehicles and equipment offsite for fueling. Drip pans and absorbent pads should be used during vehicle and equipment fueling, unless the fueling is performed over an impermeable surface in a dedicated fueling area. Nozzles used in vehicle and equipment fueling should be equipped with an automatic shutoff to control drips. Fueling operations should not be left unattended. Federal, state, and local requirements should be observed for any stationary above ground storage tanks. Debris Collection: To prevent clogging of the storm drainage system, litter and debris removal from drainage grates, trash, rocks, and ditch lines should be a priority. Construction debris and waste should be removed from the site weekly. Construction material visible to the public should be stored in an orderly manner. Stormwater runoff should be prevented from contacting stored solid waste.

In instance of an agency with jurisdiction issuing fines or other punitive damages to the OWNER resulting from Rule 5 deficiencies, OWNER shall deduct punitive damage amount from payment to CONTRACTOR.

SP 10 Construction Schedule

The CONTRACTOR shall only work when it is daylight and between 7:00 AM and 8:00 PM on Monday through Friday. Saturday work allowed due to inclement weather. No work on Sundays, Memorial Day, Independence Day, and Labor Day.

No work shall be completed outside of these timelines, without the prior written approval of the STREET DEPARTMENT.

SP 11 Progress Estimate Billing

Progress estimate billings shall can be submitted bi-weekly.

SP 12 Pay Items

A. Weekly Mowing

Weekly Mowing price includes mowing and trimming of turf and the pickup and removal of litter along listed roadway areas. Labor, material and equipment will be supplied by CONTRACTOR and which are required by the contract documents. CONTRACTOR shall be responsible for the timely and acceptable performance of all work necessary to accomplish the Project described herein.

SP 13 Management of Subcontractors

The City of Noblesville reserves the right to reject a CONTRACTOR based on current and/or past performance of managing work and schedule of subcontractors.

[END OF SECTION]

LANDSCAPE MAINTENANCE SPECIFICATIONS

1. Maintenance Period – The landscape maintenance period shall begin April 1st and continue through October 31st.
2. All work shall be completed Monday through Friday 7 a.m. to 8 p.m. unless there has been inclement weather then Saturday work will be allowed.
3. Maintenance Schedule – Refer to the enclosed suggested maintenance schedule for each roundabout, median, Divider Island, right-of-way, and curbside bed.
4. Quality – The landscaped areas are to be maintained in a high quality manner, including the removal of weeds, dead plant debris, and litter on a weekly basis. Under no circumstances will the landscaped areas be left with litter, weeds, dead plant debris, or work related materials remaining on site. Litter removal will be maintained and continued April 1st through October 31st.
5. Tree Leaves – Tree leaves are to be removed from landscaped areas.
6. Ornamental Grasses – Ornamental grasses shall be cut down at the end of the growing season.
7. Perennials – All perennial plants are to be trimmed back to healthy green growth when blooms have faded and turned brown. This may encourage the plants to produce more blooms and will keep the beds looking manicured. All plant debris from trimming shall be removed from the beds.
8. Plant Damage – Pruning, weeding, trimming, application of fertilizers, chemicals, and herbicides, and general bed maintenance shall be performed in a manner that does not damage any plant material. Damage to plant material (trees, shrubs, perennials, annuals) shall be promptly repaired or replaced as deemed necessary by Street Department personnel, by CONTRACTOR at its own expense.
9. Landscape Maintenance should be prioritized as indicated on the location list.

LANDSCAPE FERTILIZATION

1. Frequency of Fertilization – All landscape areas shall be fertilized a minimum of one time per year. The first application should occur no earlier than April 1st and prior to mulch application.
2. Rates – All fertilizers shall be sulfur coated, slow release, complete fertilizers applied at the manufacturer recommended application rates of no less than 1lb of nitrogen per 1000 sq. ft. per application.
3. Sample Label - CONTRACTOR shall submit a sample label for all fertilizers and herbicides it proposes to use and obtain OWNER's approval of same before applying same to any turf area.
4. Notification - OWNER must be notified by CONTRACTOR in writing in advance of any intended application of fertilization and/or herbicide application.
5. Fertilizer Application Method – All fertilizer shall be spread with a hand-held broadcast spreader in such a manner as to insure even coverage at manufacturer recommended application rates. Application shall take place in dry weather to prevent the accumulation of the chemical and scorching of plant foliage.
6. Certification - CONTRACTOR shall be certified and hold all required applicators licenses (3a and 3b) from the Office of the Indiana State Chemist to perform the obligations set forth in the Section.
7. Compliance – CONTRACTOR shall comply with all environmental, and chemical, and all other applicable LAWS in performing its obligations under this Section.

WEED CONTROL FOR PLANTING BEDS

1. Application - All planting beds shall be treated with a weed control and shall throughout the growing season, be spot treated with a Round-up/Surflan mixture, as needed. Application of the pre-emergent shall take place in dry weather to prevent accumulation of the chemical and scorching of plant foliage.
2. Frequency – All planting beds shall be treated with a pre-emergent one time per year. The first mandatory application to occur no earlier than April 1st and no later than April 30th.
3. Sample Label – CONTRACTOR shall submit a sample label for all fertilizers and herbicides it proposes to use in compliance with this Section, and obtain the OWNER’S written approval of the same before applying same to any plant beds or tree rings.
4. Notification – OWNER shall be notified in writing in advance of the date of any application of any chemicals pursuant to this Section.
5. Chemical Application Method – All chemicals shall be spread with an applicator in such a manner as to insure even coverage at the proper rate, with no streaking and no unintended plant injury.
6. Certification - CONTRACTOR shall be certified and hold all required applicators licenses (3a) from the Office of the Indiana State Chemist to perform the obligations set forth in the Section.
7. Compliance – CONTRACTOR shall comply with all environmental, and chemical, and all other applicable LAWS in performing its obligations under this Section.
8. List – A complete list of chemicals used will be provided to OWNER.
9. Additional – A combination of weed control is to be used to provide weed-free planting beds. Acceptable weed control techniques are as follows: mulching, pre and post emergent herbicides and hand weeding. NO HERBICIDE APPLICATIONS ARE TO BE MADE IN AREAS WHERE BULBS ARE PLANTED. Plants damaged by contractor’s negligence are to be replaced by the contractor at their expense per representative of the Noblesville Street Department. Examples of possible damages include, but are not limited to, the following: herbicide damage and mistakes in identification while weeding.

MULCH

1. Type – Mulch to be used for landscape beds shall be non-palletized, minimum premium grade A+ hardwood mulch. Mulch shall be provided by the contractor. A sample of mulch to be used will be presented to a Noblesville Street Department representative for approval prior to application.
2. Application – Mulch shall be applied once per year in spring. Mulch shall be spread as needed to maintain proper weed control coverage minimum of 2” of mulch, no later than May 15th. Rake beds in August to loosen and refresh existing mulch.
3. Tree Rings – Specifications set by City of Noblesville Urban Forester are as follows:
 - a) All trees within the specified landscaped areas of this contract shall have a minimum 4’ diameter ring (if needed), covered with a 2” thick layer of mulch. Most trees will be located within the mulched landscape and not need individual rings. Trees surrounded by turf will need mulch rings.
 - b) Mulch is NOT to be placed up against the tree trunk. Leave a 3” space between mulch and tree trunk. Any existing mulch shall be pulled away from tree trunks, leaving the same 3” space.

TREE AND SHRUB INSECT CONTROL

1. Frequency of pesticide application - All trees, shrubs, ground cover with visible signs of scale, fungus, bagworm and other caterpillars, are to be treated with dormancy oil prior to leaf bud

break, (usually in March), at label recommended rate. Follow up treatment for caterpillars and scale is to be applied as necessary.

2. Rates – Rates are to be based on label recommendations for the approved pesticide(s).
3. Sample Label – CONTRACTOR shall submit a sample label for the pesticide(s) it proposes to use and obtain OWNER's written approval of same before any such application occurs.
4. Notification – OWNER must be notified in writing in advance of any intended date for application of pesticides pursuant to this Section.
5. Pesticide Application Method – Pesticide application must be made in a safe and approved manner that provides thorough and even coverage, minimizes drift, and avoids contact with vehicles, people and non-target animal species.
6. Certification – CONTRACTOR shall be certified and hold all required applicators licenses (3a) from the Office of the Indiana State Chemist to perform its obligations set forth in this Section.
7. Compliance – CONTRACTOR must comply with all environmental, chemical, and other applicable LAWS in performing its obligations hereunder.

**City of Noblesville Street Department
Civic Property Landscape Maintenance
Plant Care Specifications for 2020**

Union Chapel Road (166th Street to SR 32/38) 128,947 sq. ft. landscape area

Not Irrigated

Perennials: Achillea millefolium 'Summer Wine', Carex glauca, Echinacea purpurea 'Magnus', Liriope muscari 'Big Blue', Perovskia atriplicifolia 'Little Spire', Rudbeckia fulgida 'Viette's Little Suzy', Schizachyrium scoparium 'The Blues', Sedum x 'Vera Jameson', Sedum x 'Matrona', Sporobolus heterolepis

Grasses: Panicum virgatum 'Nine Cloud', Panicum virgatum 'Shenandoah'

Trees: Acer rubrum 'Autumn Blaze', Acer saccharum, Crataegus crusgalli 'Inermis', Picea abies, Zelkova serrata 'Village Green'

Maintenance Required:

April:

Apply fertilizer.

Apply weed control.

Mulch

Clean-up litter, dead plant material

Trim dead/dying branches from trees, shrubs, and ornamentals

Spot treat/remove weeds, litter on weekly basis

Remove brown/black stems from roses, cut back to 6" tall

May:

Spot treat/remove weeds, litter on weekly basis

Spray trees & shrubs for bagworms in late May if bagworms are present

June:

Spot treat/remove weeds, litter on weekly basis

Remove faded/brown blooms and foliage from spring bulbs and perennials as needed.

Re-spray trees & shrubs for bagworms in mid-June if bagworms are present

July:

Spot treat/remove weeds, litter on weekly basis

August:

Spot treat/remove weeds, litter on weekly basis

Remove faded/ brown blooms and foliage from perennials

Rake mulch to refresh

September:

Spot treat/remove weeds, litter on weekly basis

October:

Spot treat/remove weeds, litter on weekly basis

Remove faded/ brown spent blooms and foliage from perennials

Late October/Early November:

Fall clean-up of dead plant material

Cut perennials to 1", Grasses should be cut to a minimum of 8-12 inches.

Always sterilize pruners before, between, and after pruning any plant.

Olio Road and Teglar Road Roundabout 3,823 sq. ft. landscape area

Not Irrigated

Perennials: Allium x Millenium, Liriope spicata 'Big Blue', Perovskia atriplicifolia 'Blue Spires', Rudbeckia fulgida 'Goldsturm'

Grasses: Panicum viragatum 'Shenandoah'

Trees: Acer rubrum, Juniperus chinensis 'Hetzii'

Maintenance Required:

April:

Apply fertilizer.

Apply weed control.

Mulch

Clean-up litter, dead plant material

Trim dead/dying branches from trees, shrubs, and ornamentals

Remove weeds

Remove brown/black stems from roses, cut back to 6" tall

Spot treat/remove weeds, litter on weekly basis

May:

Spot treat/remove weeds, litter on weekly basis

Spray trees & shrubs for bagworms in late May if bagworms are present

June:

Spot treat/remove weeds, litter on weekly basis

Remove faded/brown blooms and foliage from spring bulbs and perennials as needed.

Re-spray trees & shrubs for bagworms in mid-June if bagworms are present

July:

Spot treat/remove weeds, litter on weekly basis

August:

Spot treat/remove weeds, litter on weekly basis

Remove faded/ brown blooms and foliage from perennials

Rake mulch to refresh

September:

Spot treat/remove weeds, litter on weekly basis

October: Spot treat/remove weeds, litter on weekly basis

Remove faded/ brown spent blooms and foliage from perennials

Cut down ornamental grasses to a minimum of 8-12 inches.

Always sterilize pruners before, between, and after pruning any plant.

Little Chicago Road and 191st Street Roundabout 4,984 sq. ft. landscape area

Not Irrigated

Perennials: Carex pensylvanica, Hypericum calycinum 'Briggadoon', Liriope spicata 'Big Blue', Perovskia atriplicifolia 'Blue Spires', Sedum x 'Vera Jameson'

Grasses: Miscanthus sinensis 'Gracillimus'

Shrubs: Itea virginica 'Henry's Garnet', Taxus x media 'densiformis'

Trees: Ginkgo biloba 'Princeton Sentry'

Maintenance Required:

April:

Apply fertilizer.

Apply weed control.

Clean-up litter, dead plant material

Trim dead/dying branches from trees, shrubs, and ornamentals

Rake existing and Apply bark 10 CY mulch (no pallets)

Remove weeds

Remove brown/black stems from roses, cut back to 6" tall

Spot treat/remove weeds, litter on weekly basis

May:

Spot treat/remove weeds, litter on weekly basis

Spray trees & shrubs for bagworms in late May if bagworms are present

June:

Spot treat/remove weeds, litter on weekly basis

Remove faded/brown blooms and foliage from spring bulbs and perennials as needed.

Re-spray trees & shrubs for bagworms in mid-June if bagworms are present

July:

Spot treat/remove weeds, litter on weekly basis

August:

Spot treat/remove weeds, litter on weekly basis

Remove faded/ brown blooms and foliage from perennials

Rake mulch to refresh

September:

Spot treat/remove weeds, litter on weekly basis

October:

Spot treat/remove weeds, litter on weekly basis

Remove faded/ brown spent blooms and foliage from perennials

Prune decorative grasses to a minimum of 8-12 inches.

Always sterilize pruners before, between, and after pruning any plant.

Hazel Dell/Little Chicago Road 146th Street to SR38 15,812 sq. ft. landscape area

Vegetation:

Little Chicago Road (SR32 to SR38) and Hague Road Extension (not irrigated)

Kentucky Coffee Tree

Honey Locust Tree

Maple Tree

Pear Trees

Maple Trees

Pine Trees

Rose Bushes (walk tunnel)

Crabapples (walk tunnel)

Burning Bushes (walk tunnel)

Ground Covers (walk tunnel)

Ornamental Grasses (walk tunnel)

Maintenance Required:

April:

Apply fertilizer.

Apply weed control.

Clean-up litter, dead plant material

Trim dead/dying branches from trees, shrubs, roses, bushes and ornamentals

Rake existing and Apply bark mulch (no pallets)

Remove weeds

Remove brown/black stems from roses, cut back to 6" tall

Spot treat/remove weeds, litter on weekly basis

May:

Spot treat/remove weeds, litter on weekly basis

Spray trees & shrubs for bagworms in late May if bagworms are present

June:

Spot treat/remove weeds, litter on weekly basis

Remove faded/brown blooms and foliage from spring bulbs and perennials as needed.

Re-spray trees & shrubs for bagworms in mid-June if bagworms are present

July:

Spot treat/remove weeds, litter on weekly basis

August:

Spot treat/remove weeds, litter on weekly basis

Remove faded/ brown blooms and foliage from perennials

Rake mulch to refresh

September:

Spot treat/remove weeds, litter on weekly basis

October:

Spot treat/remove weeds, litter on weekly basis

Remove faded/ brown spent blooms and foliage from perennials

Decorative grasses should be cut to a minimum of 8-12 inches.

Always sterilize pruners before, between, and after pruning any plant.

Gateway Signs – 146th Street and Hazel Dell Road 2,700 sq. feet landscape area

(Both Sides of Hazel Dell Road, 2 Locations, 1,800 sq. ft. each.)

Drip Irrigation

Perennials: Heliopsis Helinathoides "Prairie Sunset", Liriope Muscari "Big Blue", Perovskia

Atriplicifolia "Little Spire"

Grasses: Pennisetum Alopecuroides "Hameln"

Shrubs: Buxus x "Green Mountain"

Trees: Abies Concolor, Malus "Bob White"

Maintenance Required:

April:

Apply fertilizer.

Apply weed control.

Clean-up litter, dead plant material

Trim dead/dying branches from trees, shrubs, and ornamentals

Rake existing and Apply bark mulch (no pallets)
Remove weeds
Remove brown/black stems from roses, cut back to 6" tall
Spot treat/remove weeds, litter on weekly basis
Activate Irrigation System

May:

Spot treat/remove weeds, litter on weekly basis
Spray trees & shrubs for bagworms in late May if bagworms are present

June:

Spot treat/remove weeds, litter on weekly basis
Remove faded/brown blooms and foliage from spring bulbs and perennials as needed.
Re-spray trees & shrubs for bagworms in mid-June if bagworms are present

July:

Spot treat/remove weeds, litter on weekly basis

August:

Spot treat/remove weeds, litter on weekly basis
Remove faded/ brown blooms and foliage from perennials
Rake mulch to refresh

September:

Spot treat/remove weeds, litter on weekly basis

October: Spot treat/remove weeds, litter on weekly basis

Remove faded/ brown spent blooms and foliage from perennials
Decorative grasses should be cut no less than 6-12 inches.

Winterize Irrigation System

Always sterilize pruners before, between, and after pruning any plant.

Gateway Signs – Campus Pkwy West of I-69 Road 2,717 sq. ft. landscape area

(Both Sides of Campus Pkwy, 2 Locations, 1,800 sq. ft. each.)

Drip Irrigation

Perennials: Helianthus Helianthoides "Prairie Sunset", Liriodendron Muscari "Big Blue", Perovskia
Atriplicifolia "Little Spire"

Grasses: Pennisetum Alopecuroides "Hameln"

Shrubs: Buxus x "Green Mountain"

Trees: Abies Concolor, Malus "Bob White"

Maintenance Required:

April:

Apply fertilizer.

Apply weed control.

Clean-up litter, dead plant material

Trim dead/dying branches from trees, shrubs, and ornamentals

Rake existing and Apply bark mulch (no pallets)

Remove weeds

Remove brown/black stems from roses, cut back to 6" tall

Spot treat/remove weeds, litter on weekly basis

Activate Irrigation System

May:

Spot treat/remove weeds, litter on weekly basis

Spray trees & shrubs for bagworms in late May if bagworms are present

June:

Spot treat/remove weeds, litter on weekly basis

Remove faded/brown blooms and foliage from spring bulbs and perennials as needed.

Re-spray trees & shrubs for bagworms in mid-June if bagworms are present

July:

Spot treat/remove weeds, litter on weekly basis

August:

Spot treat/remove weeds, litter on weekly basis

Remove faded/ brown blooms and foliage from perennials

Rake mulch to refresh

September:

Spot treat/remove weeds, litter on weekly basis

October:

Spot treat/remove weeds, litter on weekly basis

Remove faded/ brown spent blooms and foliage from perennials

Decorative grasses should be cut no shorter than 8-12 inches.

Winterize Irrigation System

Always sterilize pruners before, between, and after pruning any plant.

Riverwalk 3,302 sq. ft. landscape area

Perennials:

Grasses: Pennisetum Alopecuroides "Hameln"

Shrubs: Buxus x "Green Mountain"

Trees: Ballerina Serviceberry, Upright European Beech, Skyline Honeylocust, Iseli

Fastigate Blue Spruce, Emerald Arborvitae

Maintenance Required:

April:

Apply fertilizer.

Apply weed control.

Clean-up litter, dead plant material

Trim dead/dying branches from trees, shrubs, and ornamentals

Rake existing and Apply bark mulch (no pallets)

Remove brown/black stems from roses, cut back to 6" tall

Spot treat/remove weeds, litter on weekly basis

May:

Spot treat/remove weeds, litter on weekly basis

Spray trees & shrubs for bagworms in late May if bagworms are present

June:

Spot treat/remove weeds, litter on weekly basis

Remove faded/brown blooms and foliage from spring bulbs and perennials as needed.

Re-spray trees & shrubs for bagworms in mid-June if bagworms are present

July:

Spot treat/remove weeds, litter on weekly basis

August:

Spot treat/remove weeds, litter on weekly basis
Remove faded/ brown blooms and foliage from perennials
Rake mulch to refresh

September:

Spot treat/remove weeds, litter on weekly basis

October:

Spot treat/remove weeds, litter on weekly basis
Remove faded/ brown spent blooms and foliage from perennials
Decorative grasses should be cut no shorter than 8-12 inches.
Always sterilize pruners before, between, and after pruning any plant.

196th Street and Hague Road Roundabout 2,684 sq. feet

Perennials: *Carex pensylvanica* "Pennsylvania Sage", *Hemerocallis* x "Happy Returns"
Day Lily, *Ligularia stenocephala* "Little Rocket", *Miscanthus sinensis* "Little Kitten", *Perovskia atriplicifolia* "Little Spire".

Grasses: *Panicum virgatum* "Northwind Switch Grass"

Shrubs: *Spiraea x bumalda* "Goldflame Spiraea"

Ground Cover: *Juniperus conferta* "Blue Spacific Juniper"

April:

Apply fertilizer.
Apply weed control.
Clean-up litter, dead plant material
Trim dead/dying branches from shrubs and perennials.
Rake existing and apply bark mulch (no pallets)
Remove weeds
Spot treat/remove weeds, litter on weekly basis

May:

Spot treat/remove weeds, litter on weekly basis
Spray trees & shrubs for bagworms in late May if bagworms are present

June:

Spot treat/remove weeds, litter on weekly basis
Remove faded/brown blooms and foliage from spring bulbs and perennials as needed.

July:

Spot treat/remove weeds, litter on weekly basis

August:

Spot treat/remove weeds, litter on weekly basis
Rake mulch to refresh

September:

Spot treat/remove weeds, litter on weekly basis

October:

Spot treat/remove weeds, litter on weekly basis
Remove faded/ brown spent blooms and foliage from perennials
Decorative grasses should be pruned no shorter than 8-12 inches.
Always sterilize pruners before, between, and after pruning any plant.

Additional Parking Lot and Roadway Landscaping

Refer to individual location maps.

April:

Apply fertilizer.

Apply weed control.

Clean-up litter, dead plant material

Trim dead/dying branches from shrubs and perennials.

Rake existing and apply bark mulch (no pallets)

Remove weeds

Spot treat/remove weeds, litter on weekly basis

May:

Spot treat/remove weeds, litter on weekly basis

Spray trees & shrubs for bagworms in late May if bagworms are present

June:

Spot treat/remove weeds, litter on weekly basis

Remove faded/brown blooms and foliage from spring bulbs and perennials as needed.

July:

Spot treat/remove weeds, litter on weekly basis

August:

Spot treat/remove weeds, litter on weekly basis

Rake mulch to refresh

September:

Spot treat/remove weeds, litter on weekly basis

October:

Spot treat/remove weeds, litter on weekly basis

Remove faded/ brown spent blooms and foliage from perennials

Decorative grasses should be pruned no shorter than 8-12 inches.

Always sterilize pruners before, between, and after pruning any plant.

Parking Lot behind Kirks Hardware on 9th Street (Orange Parking Lot) (not irrigated)

225 sq. ft. landscape area

4 rose bushes

3 weigela

Various daylilies

Parking Lot at Logan and White River (Red Parking Lot) (not irrigated)

3,302 sq. ft. landscape area

Beech Trees

Burning Bushes

Yews

Arborvitaes

South Allisonville Road between Stony Creek and Carbon Street (not irrigated)

32,032 sq. ft. landscape area

KF Feather Reed Grass
Heavy Metal Switch Grass
Wentworth Viburnum
Blue Muffin Viburnum
Alfredo Viburnum
Compact European Cranberry
Chicago Lustre Viburnum

South 8th Street Parking Lot (Purple Parking Lot)

5,178 sq. ft. landscape area

Maple Trees
Serviceberry Trees
Burning Bushes
Spirea
Viburnums

South 8th Street Parking Islands

724 sq. ft. landscape area

Burning Bushes
Spirea
Viburnums

City Hall and Tan Employee Parking Lot

5,524 sq. ft. landscape area

Both Sides of Maple Street
Drip Irrigation
Perennials: Purple Bergenia
Grasses: Overdam Feather Reed Grass
Shrubs: Iroquois Beauty Chokeberry, Arctic Fire Dogwood, Annabelle Hydrangea, Pee Wee Oakleaf Hydrangea, Winterberry, Henry's Garnet Sweetspire, Blushing Knockout Rose, Fragrant Sumac, Emerald Green Arborvitae, Judd Viburnum, Korean Boxwood, Terra Cotta Yarrow, Pink Pepper Ornamental Chive, Densi Yew

Trees: Thornless Cockspur Hawthorn, Acer Rubrum "Sunset Red Maple", Imperial Honey Locust

Maintenance Required:

April:

Apply fertilizer.
Apply weed control.
Prior to new growth cut down ornamental grasses to 6"
Clean-up litter, dead plant material
Trim dead/dying branches from trees, shrubs, and ornamentals
Rake existing and Apply bark mulch (no pallets)

Remove weeds

Remove brown/black stems from roses, cut back to 6" tall

Spot treat/remove weeds, litter on weekly basis

Activate Irrigation System

May:

Spot treat/remove weeds, litter on weekly basis

Spray trees & shrubs for bagworms in late May if bagworms are present

June:

Spot treat/remove weeds, litter on weekly basis

Remove faded/brown blooms and foliage from spring bulbs and perennials as needed.

Re-spray trees & shrubs for bagworms in mid-June if bagworms are present

July:

Spot treat/remove weeds, litter on weekly basis

August:

Spot treat/remove weeds, litter on weekly basis

Remove faded/ brown blooms and foliage from perennials

Rake mulch to refresh

September:

Spot treat/remove weeds, litter on weekly basis

October:

Spot treat/remove weeds, litter on weekly basis

Remove faded/ brown spent blooms and foliage from perennials

Decorative grasses should be cut no shorter than 8-12 inches.

Winterize and Shut Down Irrigation System

Always sterilize pruners before, between, and after pruning any plant.

Maple Avenue Rain Gardens 1,440 sq. ft. landscape area

No Irrigation

Wildflowers: Blue Flag (*Iris virginica* var *shrevei*), Sweet Black-Eyed Susan (*Rudbeckia subtomentosa*), Purple Coneflower (*Echinacea purpurea*), Smooth Penstemon (*Penstemon calycosus*)

Grasses: Prairie Dropseed (*Sporobolus heterolepis*), Meadow Sedge (*Carex granularis*),

Little Bluestem (*Schizachyrium scoparium*)

Fragrant Sumac

Maintenance Required:

April:

Clean-up litter, dead plant material

Trim dead/dying stems from wildflower plants

Apply and rake hardwood mulch 2"-3" in depth

(do not place within 3" of plant base)

Spot treat weeds

Spot treat/remove weeds, litter on weekly basis

May:

Spot treat/remove weeds, litter on weekly basis

June:

Spot treat/remove weeds, litter on weekly basis

Remove faded/brown blooms and foliage from perennials as needed.

July:

Spot treat/remove weeds, litter on weekly basis

Remove faded/ brown blooms and foliage from perennials

August:

Spot treat/remove weeds, litter on weekly basis

Rake mulch to refresh

September:

Spot treat/remove weeds, litter on weekly basis

Prune Fragrant Sumac

October:

Spot treat/remove weeds, litter on weekly basis

Add mulch if needed to maintain the desired 2"-3" depth

Always sterilize pruners before, between, and after pruning any plant.

Please request assistance from City of Noblesville MS4 personnel if assistance is needed in identifying native plantings.

South 10th Street Roundabout 1,644 sq. ft. landscape area

October Glory Maple

London Plane Tree

Sixteen Candles Summersweet Shrub

Prairie Dropseed

Walkers Low catmint

Pennsylvania Sedge

Happy Returns Daylily

No Irrigation

Maintenance Required:

April:

Apply fertilizer.

Apply weed control.

Prior to new growth cut down ornamental grasses to 6"

Clean-up litter, dead plant material

Trim dead/dying branches from trees, shrubs, and ornamentals

Rake existing and Apply bark mulch (no pallets)

Remove weeds

Remove brown/black stems from roses, cut back to 6" tall

Spot treat/remove weeds, litter on weekly basis

May:

Spot treat/remove weeds, litter on weekly basis

Spray trees & shrubs for bagworms in late May if bagworms are present

June:

Spot treat/remove weeds, litter on weekly basis

Remove faded/brown blooms and foliage from spring bulbs and perennials as needed.

Re-spray trees & shrubs for bagworms in mid-June if bagworms are present

July:

Spot treat/remove weeds, litter on weekly basis

August:

Spot treat/remove weeds, litter on weekly basis
Remove faded/ brown blooms and foliage from perennials
Rake mulch to refresh

September:

Spot treat/remove weeds, litter on weekly basis

October: Spot treat/remove weeds, litter on weekly basis

Remove faded/ brown spent blooms and foliage from perennials
Decorative grasses should be cut no shorter than 8-12 inches.
Always sterilize pruners before, between, and after pruning any plant.

Presley and Pleasant Street Roundabout 1,362 sq. ft. landscape area

Plantings unknown at this time

No Irrigation

Maintenance Required:

April:

Apply fertilizer.
Apply weed control.
Mulch

Clean-up litter, dead plant material

Trim dead/dying branches from trees, shrubs, and ornamentals

Remove weeds

Remove brown/black stems from roses, cut back to 6" tall

Spot treat/remove weeds, litter on weekly basis

May:

Spot treat/remove weeds, litter on weekly basis

Spray trees & shrubs for bagworms in late May if bagworms are present

June:

Spot treat/remove weeds, litter on weekly basis

Remove faded/brown blooms and foliage from spring bulbs and perennials as needed.

Re-spray trees & shrubs for bagworms in mid-June if bagworms are present

July:

Spot treat/remove weeds, litter on weekly basis

August:

Spot treat/remove weeds, litter on weekly basis

Remove faded/ brown blooms and foliage from perennials

Rake mulch to refresh

September:

Spot treat/remove weeds, litter on weekly basis

October:

Spot treat/remove weeds, litter on weekly basis

Remove faded/ brown spent blooms and foliage from perennials

Decorative grasses should be cut no shorter than 8-12 inches.

Always sterilize pruners before, between, and after pruning any plant.

Hague and 209th Street Roundabout 5,072 landscape area

Plantings unknown at this time

No Irrigation

Maintenance Required:

April:

Apply fertilizer.

Apply weed control.

Mulch

Clean-up litter, dead plant material

Trim dead/dying branches from trees, shrubs, and ornamentals

Remove weeds

Remove brown/black stems from roses, cut back to 6" tall

Spot treat/remove weeds, litter on weekly basis

May:

Spot treat/remove weeds, litter on weekly basis

Spray trees & shrubs for bagworms in late May if bagworms are present

June:

Spot treat/remove weeds, litter on weekly basis

Remove faded/brown blooms and foliage from spring bulbs and perennials as needed.

Re-spray trees & shrubs for bagworms in mid-June if bagworms are present

July:

Spot treat/remove weeds, litter on weekly basis

August:

Spot treat/remove weeds, litter on weekly basis

Remove faded/ brown blooms and foliage from perennials

Rake mulch to refresh

September:

Spot treat/remove weeds, litter on weekly basis

October: Spot treat/remove weeds, litter on weekly basis

Remove faded/ brown spent blooms and foliage from perennials

Decorative grasses should be cut no shorter than 8-12 inches.

Always sterilize pruners before, between, and after pruning any plant.

Public Safety Building 6,691 sq. ft. landscape area

No Plant List Available

Irrigation

Maintenance Required:

April:

Apply fertilizer.

Apply weed control.

Prior to new growth cut down ornamental grasses to 6"

Clean-up litter, dead plant material

Trim dead/dying branches from trees, shrubs, and ornamentals

Rake existing and Apply bark mulch (no pallets)

Remove weeds

Remove brown/black stems from roses, cut back to 6" tall

Spot treat/remove weeds, litter on weekly basis

Activate Irrigation System

May:

Spot treat/remove weeds, litter on weekly basis

Spray trees & shrubs for bagworms in late May if bagworms are present

June:

Spot treat/remove weeds, litter on weekly basis

Remove faded/brown blooms and foliage from spring bulbs and perennials as needed.

Re-spray trees & shrubs for bagworms in mid-June if bagworms are present

July:

Spot treat/remove weeds, litter on weekly basis

August:

Spot treat/remove weeds, litter on weekly basis

Remove faded/ brown blooms and foliage from perennials

Rake mulch to refresh

September:

Spot treat/remove weeds, litter on weekly basis

October:

Spot treat/remove weeds, litter on weekly basis

Remove faded/ brown spent blooms and foliage from perennials

Decorative grasses should be cut no shorter than 8-12 inches.

Winterize and Shut Down Irrigation System

Always sterilize pruners before, between, and after pruning any plant.

Public Safety Building Overflow Parking Lot 4,465 sq. ft. landscape area

Honey locust

Red Maple

Burning Bush

American Arborvitae

No Irrigation

Maintenance Required:

April:

Apply fertilizer.

Apply weed control.

Prior to new growth cut down ornamental grasses to 6"

Clean-up litter, dead plant material

Trim dead/dying branches from trees, shrubs, and ornamentals

Rake existing and Apply bark mulch (no pallets)

Remove weeds

Remove brown/black stems from roses, cut back to 6" tall

Spot treat/remove weeds, litter on weekly basis

May:

Spot treat/remove weeds, litter on weekly basis

Spray trees & shrubs for bagworms in late May if bagworms are present

June:

Spot treat/remove weeds, litter on weekly basis

Remove faded/brown blooms and foliage from spring bulbs and perennials as needed.

Re-spray trees & shrubs for bagworms in mid-June if bagworms are present

July:

Spot treat/remove weeds, litter on weekly basis

August:

Spot treat/remove weeds, litter on weekly basis

Remove faded/ brown blooms and foliage from perennials

Rake mulch to refresh

September:

Spot treat/remove weeds, litter on weekly basis

October: Spot treat/remove weeds, litter on weekly basis

Remove faded/ brown spent blooms and foliage from perennials

Decorative grasses should be cut no shorter than 8-12 inches.

Always sterilize pruners before, between, and after pruning any plant.

SR32 and Promise Road Roundabout 10282 sq. ft. landscape area

Plantings unknown at this time

No Irrigation

Maintenance Required:

April:

Apply fertilizer.

Apply weed control.

Mulch

Clean-up litter, dead plant material

Trim dead/dying branches from trees, shrubs, and ornamentals

Remove weeds

Remove brown/black stems from roses, cut back to 6" tall

Spot treat/remove weeds, litter on weekly basis

May:

Spot treat/remove weeds, litter on weekly basis

Spray trees & shrubs for bagworms in late May if bagworms are present

June:

Spot treat/remove weeds, litter on weekly basis

Remove faded/brown blooms and foliage from spring bulbs and perennials as needed.

Re-spray trees & shrubs for bagworms in mid-June if bagworms are present

July:

Spot treat/remove weeds, litter on weekly basis

August:

Spot treat/remove weeds, litter on weekly basis

Remove faded/ brown blooms and foliage from perennials

Rake mulch to refresh

September:

Spot treat/remove weeds, litter on weekly basis

October: Spot treat/remove weeds, litter on weekly basis

Remove faded/ brown spent blooms and foliage from perennials

Decorative grasses should be cut no shorter than 8-12 inches.

Always sterilize pruners before, between, and after pruning *Plantings unknown at this time*

SR32 and Union Chapel Road Roundabout 10282 sq. ft. landscape area

Plantings unknown at this time

No Irrigation

Maintenance Required:

April:

Apply fertilizer.

Apply weed control.

Mulch

Clean-up litter, dead plant material

Trim dead/dying branches from trees, shrubs, and ornamentals

Remove weeds

Remove brown/black stems from roses, cut back to 6" tall

Spot treat/remove weeds, litter on weekly basis

May:

Spot treat/remove weeds, litter on weekly basis

Spray trees & shrubs for bagworms in late May if bagworms are present

June:

Spot treat/remove weeds, litter on weekly basis

Remove faded/brown blooms and foliage from spring bulbs and perennials as needed.

Re-spray trees & shrubs for bagworms in mid-June if bagworms are present

July:

Spot treat/remove weeds, litter on weekly basis

August:

Spot treat/remove weeds, litter on weekly basis

Remove faded/ brown blooms and foliage from perennials

Rake mulch to refresh

September:

Spot treat/remove weeds, litter on weekly basis

October: Spot treat/remove weeds, litter on weekly basis

Remove faded/ brown spent blooms and foliage from perennials

Decorative grasses should be cut no shorter than 8-12 inches.

Always sterilize pruners before, between, and after pruning *Plantings unknown at this time*

SR32 and Presley Drive Roundabout 10223 sq. ft. landscape area

Plantings unknown at this time

No Irrigation

Maintenance Required:

April:

Apply fertilizer.

Apply weed control.

Mulch

Clean-up litter, dead plant material

Trim dead/dying branches from trees, shrubs, and ornamentals

Remove weeds

Remove brown/black stems from roses, cut back to 6" tall

Spot treat/remove weeds, litter on weekly basis

May:

Spot treat/remove weeds, litter on weekly basis

Spray trees & shrubs for bagworms in late May if bagworms are present

June:

Spot treat/remove weeds, litter on weekly basis

Remove faded/brown blooms and foliage from spring bulbs and perennials as needed.

Re-spray trees & shrubs for bagworms in mid-June if bagworms are present

July:

Spot treat/remove weeds, litter on weekly basis

August:

Spot treat/remove weeds, litter on weekly basis

Remove faded/ brown blooms and foliage from perennials

Rake mulch to refresh

September:

Spot treat/remove weeds, litter on weekly basis

October: Spot treat/remove weeds, litter on weekly basis

Remove faded/ brown spent blooms and foliage from perennials

Decorative grasses should be cut no shorter than 8-12 inches.

Always sterilize pruners before, between, and after pruning *Plantings unknown at this time*

Pleasant Street and Mercantile Blvd Roundabout 571 sq. ft. landscape area

Plantings unknown at this time

No Irrigation

Maintenance Required:

April:

Apply fertilizer.

Apply weed control.

Mulch

Clean-up litter, dead plant material

Trim dead/dying branches from trees, shrubs, and ornamentals

Remove weeds

Remove brown/black stems from roses, cut back to 6" tall

Spot treat/remove weeds, litter on weekly basis

May:

Spot treat/remove weeds, litter on weekly basis

Spray trees & shrubs for bagworms in late May if bagworms are present

June:

Spot treat/remove weeds, litter on weekly basis

Remove faded/brown blooms and foliage from spring bulbs and perennials as needed.

Re-spray trees & shrubs for bagworms in mid-June if bagworms are present

July:

Spot treat/remove weeds, litter on weekly basis

August:

Spot treat/remove weeds, litter on weekly basis

Remove faded/ brown blooms and foliage from perennials

Rake mulch to refresh

September:

Spot treat/remove weeds, litter on weekly basis

October: Spot treat/remove weeds, litter on weekly basis

Remove faded/ brown spent blooms and foliage from perennials

Decorative grasses should be cut no shorter than 8-12 inches.

Always sterilize pruners before, between, and after pruning *Plantings unknown at this time*

Town & Country and Mercantile Blvd Roundabout 2923 sq. ft. landscape area

Plantings unknown at this time

No Irrigation

Maintenance Required:

April:

Apply fertilizer.

Apply weed control.

Mulch

Clean-up litter, dead plant material

Trim dead/dying branches from trees, shrubs, and ornamentals

Remove weeds

Remove brown/black stems from roses, cut back to 6" tall

Spot treat/remove weeds, litter on weekly basis

May:

Spot treat/remove weeds, litter on weekly basis

Spray trees & shrubs for bagworms in late May if bagworms are present

June:

Spot treat/remove weeds, litter on weekly basis

Remove faded/brown blooms and foliage from spring bulbs and perennials as needed.

Re-spray trees & shrubs for bagworms in mid-June if bagworms are present

July:

Spot treat/remove weeds, litter on weekly basis

August:

Spot treat/remove weeds, litter on weekly basis

Remove faded/ brown blooms and foliage from perennials

Rake mulch to refresh

September:

Spot treat/remove weeds, litter on weekly basis

October: Spot treat/remove weeds, litter on weekly basis

Remove faded/ brown spent blooms and foliage from perennials

Decorative grasses should be cut no shorter than 8-12 inches.

Always sterilize pruners before, between, and after pruning *Plantings unknown at this time*

Town & Country and Clover Road Roundabout 1189 sq. ft. landscape area

Plantings unknown at this time

No Irrigation

Maintenance Required:

April:

Apply fertilizer.

Apply weed control.

Mulch

Clean-up litter, dead plant material

Trim dead/dying branches from trees, shrubs, and ornamentals

Remove weeds

Remove brown/black stems from roses, cut back to 6" tall

Spot treat/remove weeds, litter on weekly basis

May:

Spot treat/remove weeds, litter on weekly basis

Spray trees & shrubs for bagworms in late May if bagworms are present

June:

Spot treat/remove weeds, litter on weekly basis

Remove faded/brown blooms and foliage from spring bulbs and perennials as needed.

Re-spray trees & shrubs for bagworms in mid-June if bagworms are present

July:

Spot treat/remove weeds, litter on weekly basis

August:

Spot treat/remove weeds, litter on weekly basis

Remove faded/ brown blooms and foliage from perennials

Rake mulch to refresh

September:

Spot treat/remove weeds, litter on weekly basis

October: Spot treat/remove weeds, litter on weekly basis

Remove faded/ brown spent blooms and foliage from perennials

Decorative grasses should be cut no shorter than 8-12 inches.

Always sterilize pruners before, between, and after pruning *Plantings unknown at this time*

Brooks School Road & 141st Street Roundabout 3515 sq. ft. landscape area

Plantings unknown at this time

No Irrigation

Maintenance Required:

April:

Apply fertilizer.

Apply weed control.

Mulch

Clean-up litter, dead plant material

Trim dead/dying branches from trees, shrubs, and ornamentals

Remove weeds

Remove brown/black stems from roses, cut back to 6" tall

Spot treat/remove weeds, litter on weekly basis

May:

Spot treat/remove weeds, litter on weekly basis

Spray trees & shrubs for bagworms in late May if bagworms are present

June:

Spot treat/remove weeds, litter on weekly basis

Remove faded/brown blooms and foliage from spring bulbs and perennials as needed.

Re-spray trees & shrubs for bagworms in mid-June if bagworms are present

July:

Spot treat/remove weeds, litter on weekly basis

August:

Spot treat/remove weeds, litter on weekly basis
Remove faded/ brown blooms and foliage from perennials
Rake mulch to refresh

September:

Spot treat/remove weeds, litter on weekly basis

October: Spot treat/remove weeds, litter on weekly basis

Remove faded/ brown spent blooms and foliage from perennials

Decorative grasses should be cut no shorter than 8-12 inches.

Always sterilize pruners before, between, and after pruning *Plantings unknown at this time*

Brooks School Road and 136th Street Roundabout 3345 sq. ft. landscape area

Plantings unknown at this time

No Irrigation

Maintenance Required:

April:

Apply fertilizer.

Apply weed control.

Mulch

Clean-up litter, dead plant material

Trim dead/dying branches from trees, shrubs, and ornamentals

Remove weeds

Remove brown/black stems from roses, cut back to 6" tall

Spot treat/remove weeds, litter on weekly basis

May:

Spot treat/remove weeds, litter on weekly basis

Spray trees & shrubs for bagworms in late May if bagworms are present

June:

Spot treat/remove weeds, litter on weekly basis

Remove faded/brown blooms and foliage from spring bulbs and perennials as needed.

Re-spray trees & shrubs for bagworms in mid-June if bagworms are present

July:

Spot treat/remove weeds, litter on weekly basis

August:

Spot treat/remove weeds, litter on weekly basis

Remove faded/ brown blooms and foliage from perennials

Rake mulch to refresh

September:

Spot treat/remove weeds, litter on weekly basis

October: Spot treat/remove weeds, litter on weekly basis

Remove faded/ brown spent blooms and foliage from perennials

Decorative grasses should be cut no shorter than 8-12 inches.

Always sterilize pruners before, between, and after pruning *Plantings unknown at this time*

Marilyn Road & 141st Street Roundabout 3026 sq. ft. landscape area

Plantings unknown at this time

No Irrigation

Maintenance Required:

April:

Apply fertilizer.

Apply weed control.

Mulch

Clean-up litter, dead plant material

Trim dead/dying branches from trees, shrubs, and ornamentals

Remove weeds

Remove brown/black stems from roses, cut back to 6" tall

Spot treat/remove weeds, litter on weekly basis

May:

Spot treat/remove weeds, litter on weekly basis

Spray trees & shrubs for bagworms in late May if bagworms are present

June:

Spot treat/remove weeds, litter on weekly basis

Remove faded/brown blooms and foliage from spring bulbs and perennials as needed.

Re-spray trees & shrubs for bagworms in mid-June if bagworms are present

July:

Spot treat/remove weeds, litter on weekly basis

August:

Spot treat/remove weeds, litter on weekly basis

Remove faded/ brown blooms and foliage from perennials

Rake mulch to refresh

September:

Spot treat/remove weeds, litter on weekly basis

October: Spot treat/remove weeds, litter on weekly basis

Remove faded/ brown spent blooms and foliage from perennials

Decorative grasses should be cut no shorter than 8-12 inches.

Always sterilize pruners before, between, and after pruning *Plantings unknown at this time*

Marilyn Road & 136th Street Roundabout 4803 sq. ft. landscape area

Plantings unknown at this time

No Irrigation

Maintenance Required:

April:

Apply fertilizer.

Apply weed control.

Mulch

Clean-up litter, dead plant material

Trim dead/dying branches from trees, shrubs, and ornamentals

Remove weeds

Remove brown/black stems from roses, cut back to 6" tall

Spot treat/remove weeds, litter on weekly basis

May:

Spot treat/remove weeds, litter on weekly basis

Spray trees & shrubs for bagworms in late May if bagworms are present

June:

Spot treat/remove weeds, litter on weekly basis
Remove faded/brown blooms and foliage from spring bulbs and perennials as needed.
Re-spray trees & shrubs for bagworms in mid-June if bagworms are present

July:

Spot treat/remove weeds, litter on weekly basis

August:

Spot treat/remove weeds, litter on weekly basis
Remove faded/ brown blooms and foliage from perennials
Rake mulch to refresh

September:

Spot treat/remove weeds, litter on weekly basis

October: Spot treat/remove weeds, litter on weekly basis

Remove faded/ brown spent blooms and foliage from perennials
Decorative grasses should be cut no shorter than 8-12 inches.
Always sterilize pruners before, between, and after pruning *Plantings unknown at this time*

Greenfield Avenue & Union Chapel Roundabout 4297 sq. ft. landscape area

Plantings unknown at this time

No Irrigation

Maintenance Required:

April:

Apply fertilizer.
Apply weed control.
Mulch
Clean-up litter, dead plant material
Trim dead/dying branches from trees, shrubs, and ornamentals
Remove weeds
Remove brown/black stems from roses, cut back to 6" tall
Spot treat/remove weeds, litter on weekly basis

May:

Spot treat/remove weeds, litter on weekly basis
Spray trees & shrubs for bagworms in late May if bagworms are present

June:

Spot treat/remove weeds, litter on weekly basis
Remove faded/brown blooms and foliage from spring bulbs and perennials as needed.
Re-spray trees & shrubs for bagworms in mid-June if bagworms are present

July:

Spot treat/remove weeds, litter on weekly basis

August:

Spot treat/remove weeds, litter on weekly basis
Remove faded/ brown blooms and foliage from perennials
Rake mulch to refresh

September:

Spot treat/remove weeds, litter on weekly basis

October: Spot treat/remove weeds, litter on weekly basis

Remove faded/ brown spent blooms and foliage from perennials
Decorative grasses should be cut no shorter than 8-12 inches.

Always sterilize pruners before, between, and after pruning *Plantings unknown at this time*

Greenfield and Howe Road Roundabout 3200 sq. ft. landscape area

Plantings unknown at this time

No Irrigation

Maintenance Required:

April:

Apply fertilizer.

Apply weed control.

Mulch

Clean-up litter, dead plant material

Trim dead/dying branches from trees, shrubs, and ornamentals

Remove weeds

Remove brown/black stems from roses, cut back to 6" tall

Spot treat/remove weeds, litter on weekly basis

May:

Spot treat/remove weeds, litter on weekly basis

Spray trees & shrubs for bagworms in late May if bagworms are present

June:

Spot treat/remove weeds, litter on weekly basis

Remove faded/brown blooms and foliage from spring bulbs and perennials as needed.

Re-spray trees & shrubs for bagworms in mid-June if bagworms are present

July:

Spot treat/remove weeds, litter on weekly basis

August:

Spot treat/remove weeds, litter on weekly basis

Remove faded/ brown blooms and foliage from perennials

Rake mulch to refresh

September:

Spot treat/remove weeds, litter on weekly basis

October: Spot treat/remove weeds, litter on weekly basis

Remove faded/ brown spent blooms and foliage from perennials

Decorative grasses should be cut no shorter than 8-12 inches.

Always sterilize pruners before, between, and after pruning *Plantings unknown at this time*

Data obtained on 2/3/2020 using "Area" tool form the "Draw and Measure" widget from Noblesville's Flexview from ortho photographs.

Employment Eligibility Certification

2020 Landscaping Maintenance Contract

This Certification is submitted by the undersigned, _____, as part of the contract with the City of Noblesville for the project known as _____ entered into on the _____ day of _____, 20__ . The undersigned affirms under the penalties of perjury that the Contractor does not knowingly employ an unauthorized alien.

The Contractor shall enroll in and verify the work eligibility status of all newly hired employees through the E-Verify program as defined in IC 22-5-1.7-3. The Contractor is not required to participate if the Contractor is self-employed and does not employ any employees.

The Contractor shall not knowingly employ or contract with an unauthorized alien. The Contractor shall not retain an employee or contract with a person that the Contractor subsequently learns is an unauthorized alien.

The Contractor shall require all subcontractors who perform work under its contract, to certify to the Contractor that:

1. The subcontractor does not knowingly employ or contract with an unauthorized alien;
2. The subcontractor has enrolled and is participating in the E-Verify program. The Contractor agrees to maintain this certification at least two years after the term of a contract with a subcontractor.

The City may terminate the contract if the Contractor fails to cure a breach of this provision no later than thirty (30) days after being notified by the City.

The terms of this Certification shall be incorporated within the contract between the Contractor and the City.

I, _____, verify under the penalties of perjury that the facts set out in the above Employment Eligibility Certification are true.

Witness this _____ day of _____, 20__.

Contractor: _____

Address: _____

Signature: _____, _____

Printed: _____ Title



CONTRACTOR'S BID FOR PUBLIC WORK - FORM 96

State Form 52414 (R2 / 2-13) / Form 96 (Revised 2013)

Prescribed by State Board of Accounts

PART I

(To be completed for all bids. Please type or print)

Date (month, day, year): _____

1. Governmental Unit (Owner): _____

2. County : _____

3. Bidder (Firm): _____

Address: _____

City/State/ZIPcode: _____

4. Telephone Number: _____

5. Agent of Bidder (if applicable): _____

Pursuant to notices given, the undersigned offers to furnish labor and/or material necessary to complete the public works project of _____
(Governmental Unit) in accordance with plans and specifications prepared by _____
_____ and dated _____ for the sum of
_____ \$ _____

The undersigned further agrees to furnish a bond or certified check with this bid for an amount specified in the notice of the letting. If alternative bids apply, the undersigned submits a proposal for each in accordance with the notice. Any addendums attached will be specifically referenced at the applicable page.

If additional units of material included in the contract are needed, the cost of units must be the same as that shown in the original contract if accepted by the governmental unit. If the bid is to be awarded on a unit basis, the itemization of the units shall be shown on a separate attachment.

The contractor and his subcontractors, if any, shall not discriminate against or intimidate any employee, or applicant for employment, to be employed in the performance of this contract, with respect to any matter directly or indirectly related to employment because of race, religion, color, sex, national origin or ancestry. Breach of this covenant may be regarded as a material breach of the contract.

CERTIFICATION OF USE OF UNITED STATES STEEL PRODUCTS

(If applicable)

I, the undersigned bidder or agent as a contractor on a public works project, understand my statutory obligation to use steel products made in the United States (I.C. 5-16-8-2). I hereby certify that I and all subcontractors employed by me for this project will use U.S. steel products on this project if awarded. I understand that violations hereunder may result in forfeiture of contractual payments.

ACCEPTANCE

The above bid is accepted this _____ day of _____, _____, subject to the following conditions: _____

Contracting Authority Members:

| | |
|--|--|
| | |
| | |
| | |

PART II

(For projects of \$150,000 or more – IC 36-1-12-4)

Governmental Unit: _____

Bidder (Firm) _____

Date (month, day, year): _____

These statements to be submitted under oath by each bidder with and as a part of his bid. Attach additional pages for each section as needed.

SECTION I EXPERIENCE QUESTIONNAIRE

1. What public works projects has your organization completed for the period of one (1) year prior to the date of the current bid?

| Contract Amount | Class of Work | Completion Date | Name and Address of Owner |
|-----------------|---------------|-----------------|---------------------------|
| | | | |
| | | | |
| | | | |
| | | | |

2. What public works projects are now in process of construction by your organization?

| Contract Amount | Class of Work | Expected Completion Date | Name and Address of Owner |
|-----------------|---------------|--------------------------|---------------------------|
| | | | |
| | | | |
| | | | |
| | | | |

3. Have you ever failed to complete any work awarded to you? _____ If so, where and why?

4. List references from private firms for which you have performed work.

SECTION II PLAN AND EQUIPMENT QUESTIONNAIRE

1. Explain your plan or layout for performing proposed work. *(Examples could include a narrative of when you could begin work, complete the project, number of workers, etc. and any other information which you believe would enable the governmental unit to consider your bid.)*

2. Please list the names and addresses of all subcontractors *(i.e. persons or firms outside your own firm who have performed part of the work)* that you have used on public works projects during the past five (5) years along with a brief description of the work done by each subcontractor.

3. If you intend to sublet any portion of the work, state the name and address of each subcontractor, equipment to be used by the subcontractor, and whether you will require a bond. However, if you are unable to currently provide a listing, please understand a listing must be provided prior to contract approval. Until the completion of the proposed project, you are under a continuing obligation to immediately notify the governmental unit in the event that you subsequently determine that you will use a subcontractor on the proposed project.

4. What equipment do you have available to use for the proposed project? Any equipment to be used by subcontractors may also be required to be listed by the governmental unit.

5. Have you entered into contracts or received offers for all materials which substantiate the prices used in preparing your proposal? If not, please explain the rationale used which would corroborate the prices listed.

SECTION III CONTRACTOR'S FINANCIAL STATEMENT

Attachment of bidder's financial statement is mandatory. Any bid submitted without said financial statement as required by statute shall thereby be rendered invalid. The financial statement provided hereunder to the governing body awarding the contract must be specific enough in detail so that said governing body can make a proper determination of the bidder's capability for completing the project if awarded.

BID OF

(Contractor)

(Address)

**FOR
PUBLIC WORKS PROJECTS
OF**

Filed _____

Action taken _____

NON-COLLUSION AFFIDAVIT

2020 LANDSCAPING MAINTENANCE CONTRACT

NOBLESVILLE, INDIANA

The Bidder, by its officers and agents or representatives present at the time of filing this bid, being duly sworn, on their oaths say that neither they nor any of them have in any way directly or indirectly entered into any arrangement or agreement with any other Bidder or with any public officer whereby such affiant or affiants, or either of them has paid or is to pay such other Bidder or public officer anything of value whatsoever, or such affiant or affiants, or either of them has not directly or indirectly entered into any arrangement with any other Bidder or Bidders which tends to or does lesson or destroy free competition in the letting of the contract sought for by the attached quotes; that no inducement of any form or character other than that which appears upon the face of the quote will be suggested, offered, paid, or delivered to any person whomsoever to influence the acceptance of the said quote or awarding of the Contract, nor has this Bidder any agreement or understanding of any kind whatsoever with any person whomsoever, to pay, deliver to, or share with any person in any way or manner any of the proceeds of the Contract sought by this quote.


Witness our hands this _____ day of _____, 20____.

Name: _____

Address: _____

By: _____, _____
Title

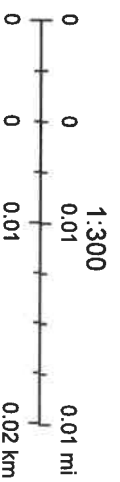
10th & Wayne



January 17, 2019

centerlines

Parcels




136th Street & Marilyn Road Roundabout



February 3, 2020

centerlines

Parcels



136th Street & Brooks School Road Roundabout




February 3, 2020


centerlines



Parcels




141st Street & Marilyn Road Roundabout




February 3, 2020

centerlines

Parcels




141st Street & Brooks School Road Roundabout



February 3, 2020

centerlines

Parcels




Brooks School Rd & 136th Street Roundabout



December 11, 2018

centerlines

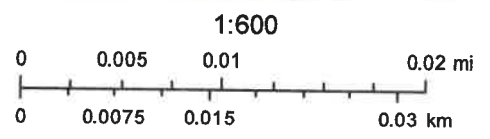
Parcels



City Hall & Lot #2



December 14, 2017




Basemap information here

City Hall Employee Parking Lot




December 14, 2017



Basemap information here


Clover Rd and Town & Country Roundabout



February 3, 2020

centerlines

Parcels




Union Chapel & Greenfield Ave Roundabout




February 3, 2020

centerlines

Parcels



Howe Road & Greenfield Ave Roundabout




February 3, 2020


centerlines



Parcels




Hague & 196th Street Roundabout



December 13, 2017

 Parcels




Hazel Dell & 161st Street Roundabout



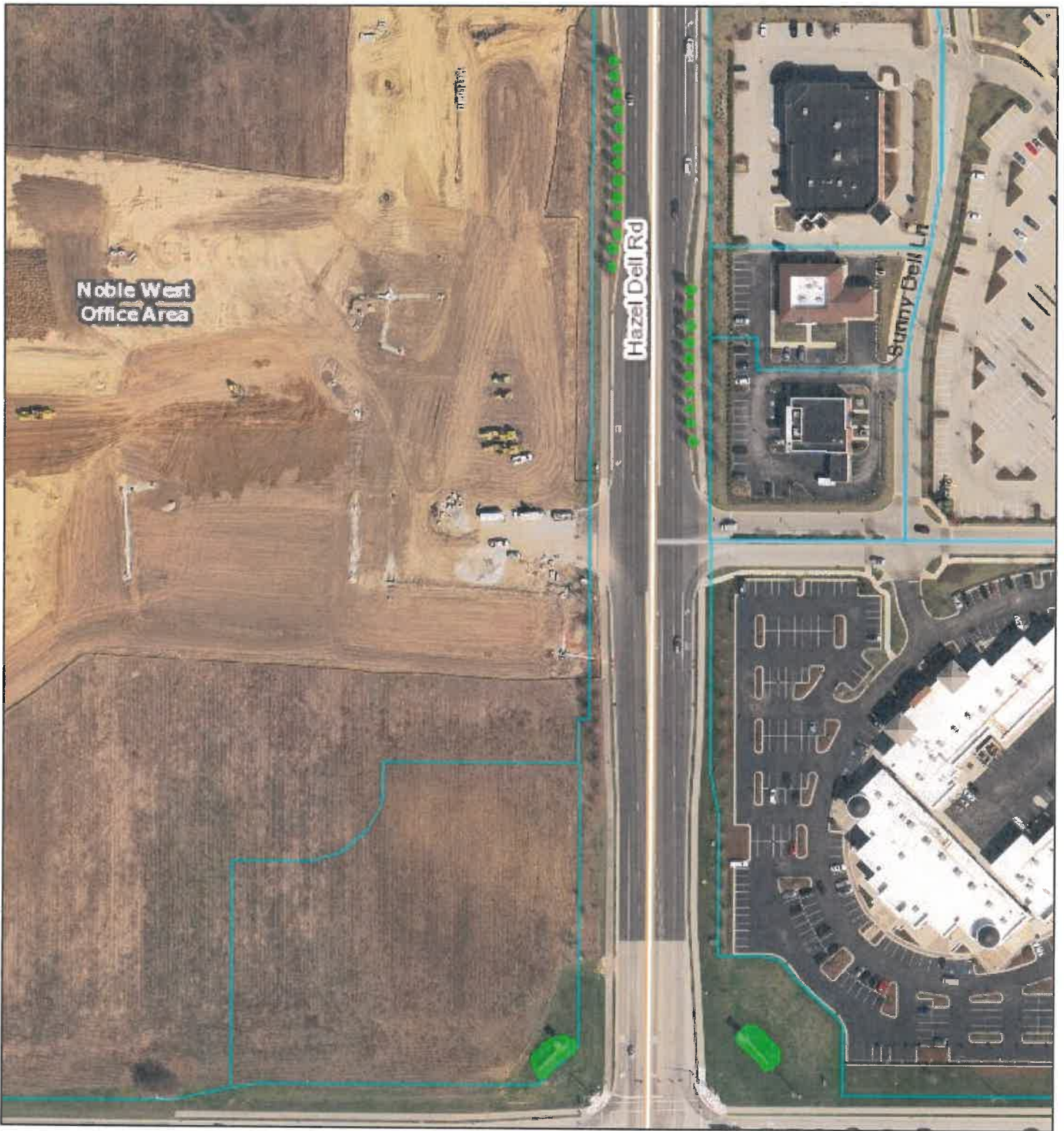
December 11, 2018

centerlines

Parcels



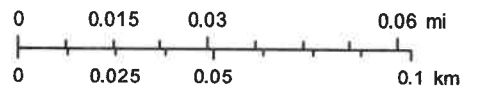
Hazel Dell-146th to Edenshall



December 13, 2017

 Parcels

1:1,920



Basemap information here


Hazel Dell- 169th to SR32



December 13, 2017

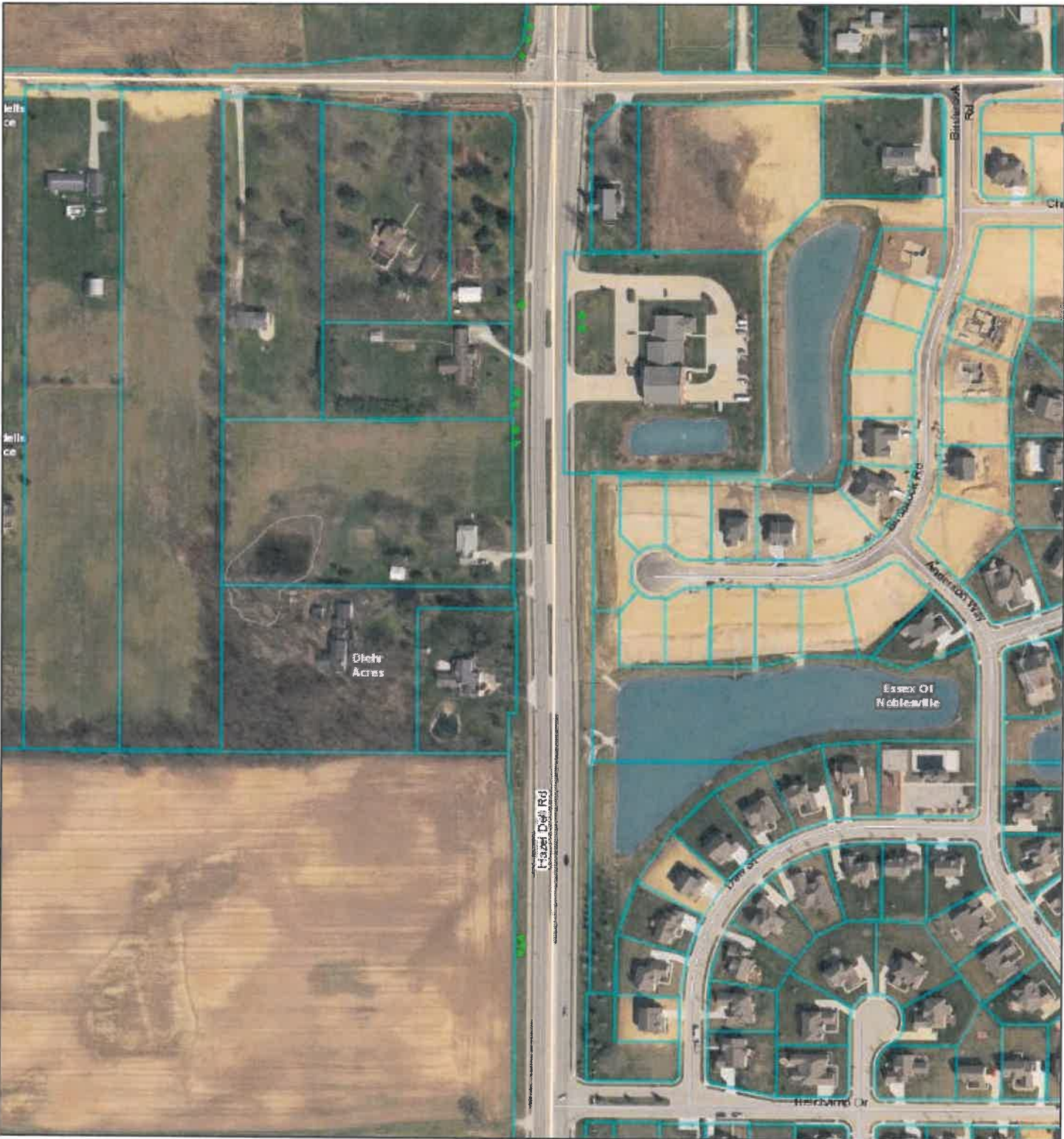
 Parcels

1:5,760




Basemap information here

Hazel Dell- Belchamp Dr to 169th



December 13, 2017

 Parcels



Basemap information here

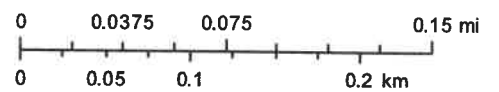
Hazel Dell- Edenshall to Midland



December 13, 2017


 Parcels

1:4,440




Basemap information here

Hazel Dell- Midland to Bladen Dr




December 13, 2017

 Parcels



Basemap information here

169 Gateway Signs




December 13, 2017

Parcels

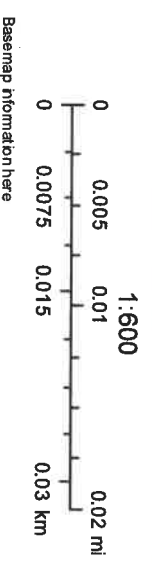
1:600
0 0.005 0.01 0.02 mi
0 0.0075 0.015 0.03 km
Basemap information here

Little Chicago Road-191st Street Roundabout



December 13, 2017

 Parcels

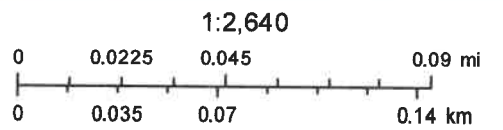


Little Chicago-Pebble Brook Area




December 13, 2017

 Parcels



Basemap information here

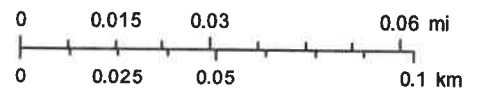
Little Chicago-Conner Crossing-Mill Grove Area



December 13, 2017

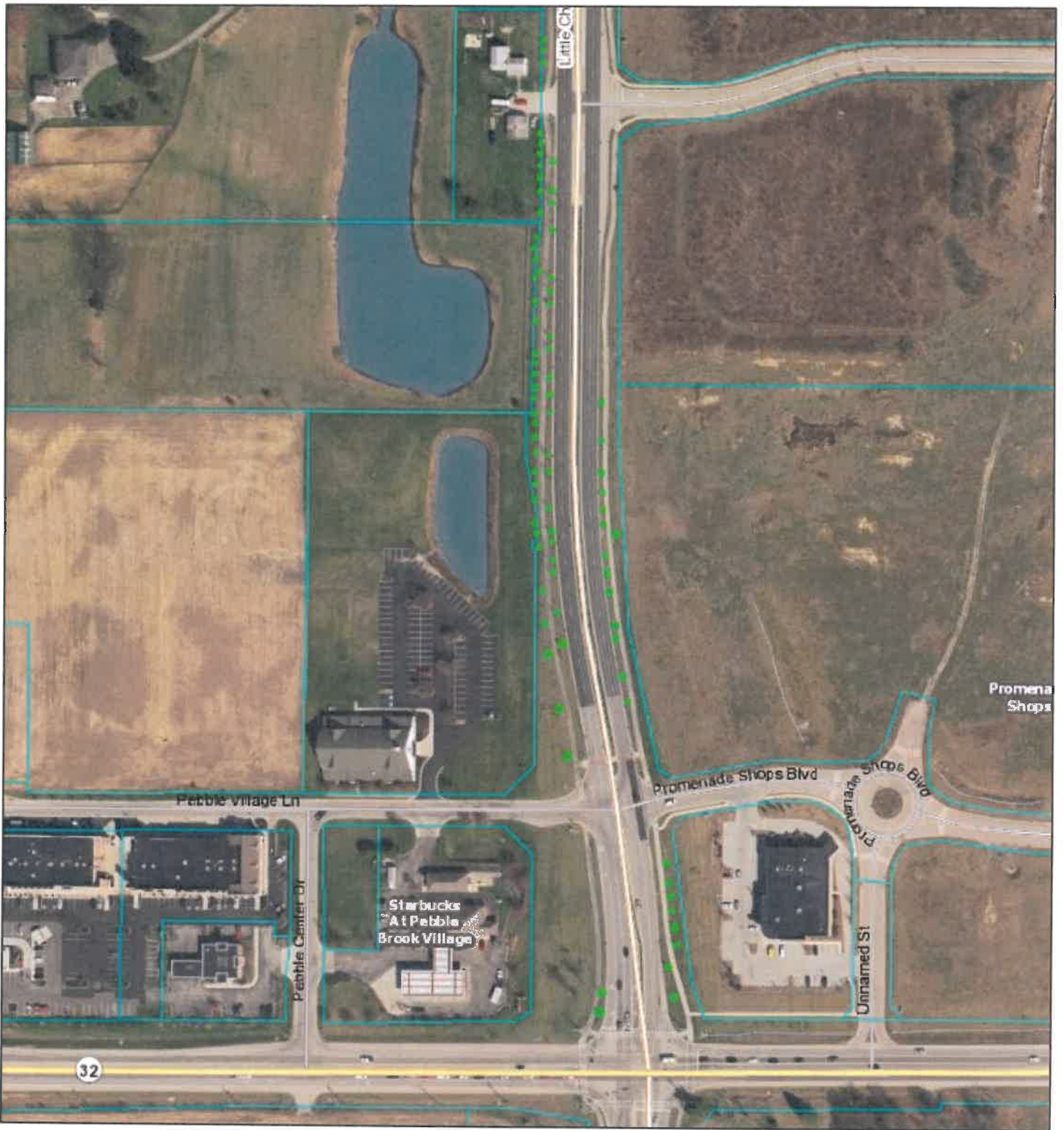
 Parcels

1:1,920



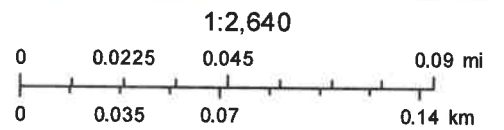
Basemap information here

Little Chicago-SR32



December 13, 2017

 Parcels

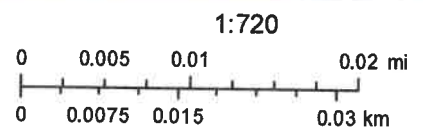


Basemap information here

Lot #1 & Riverwalk



December 14, 2017




Basemap information here

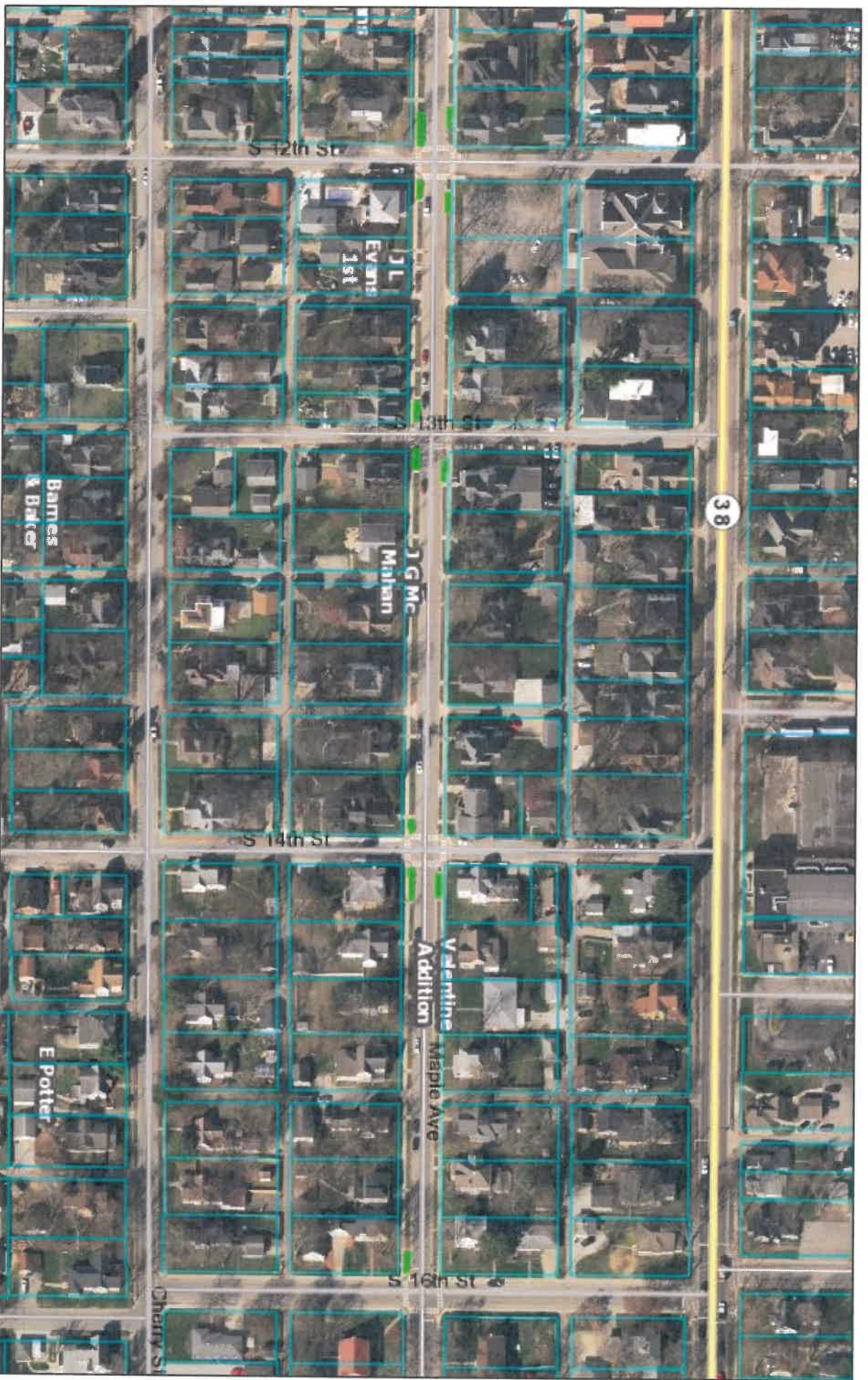
Lot #4-North 9th Street



December 14, 2017

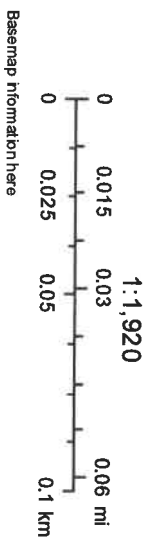


Rain Gardens & Planting Areas on Maple



December 14, 2017

 Parcels




Mercantile and Pleasant Street Roundabout



February 3, 2020

- centerlines
- Parcels



Mercantile and Town & Country Roundabout




February 3, 2020


centerlines



Parcels

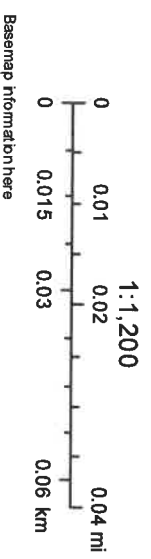


Presley & Pleasant Street Roundabout



December 13, 2017

 Parcels



SR32 & Presley Roundabout



February 3, 2020

- centerlines
- Parcels

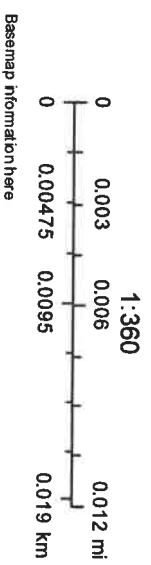


Public Safety Bldg Overflow Parking



December 14, 2017

 Parcels




Public Safety Building



December 14, 2017

Parcels




Basemap information here

South 8th Street Parking Lot & Parking Islands



December 14, 2017



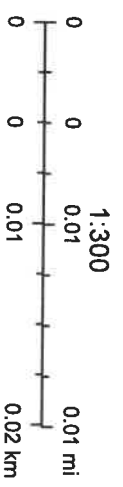
Basemap information here

South 10th Street Roundabout



December 11, 2018


□ Parcels



South Allisonville Road



December 14, 2017




Basemap information here

Tegler Olio Roundabout



December 13, 2017

 Parcels



SR32 & Union Chapel Roundabout



February 3, 2020

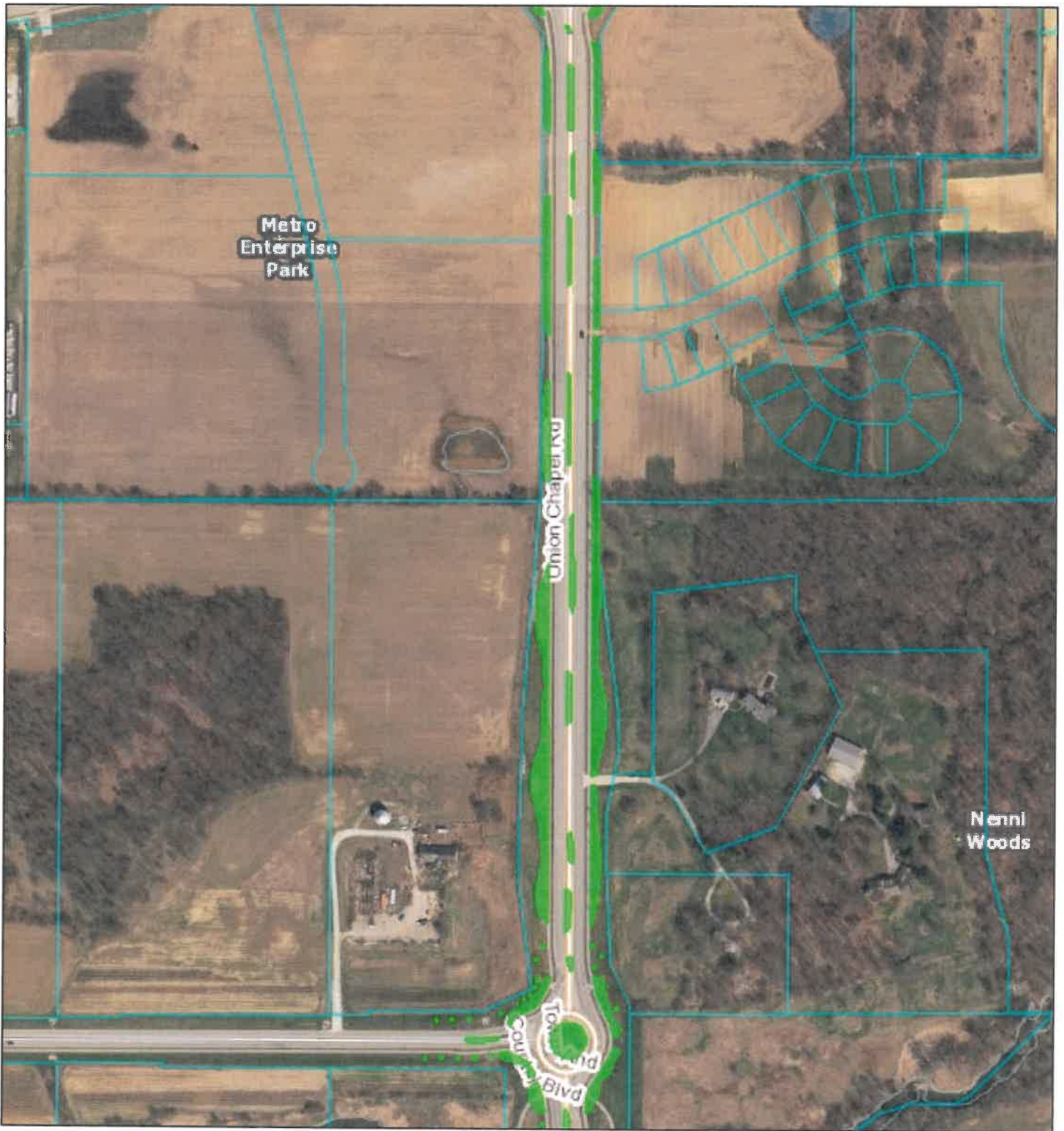
centerlines



Parcels




Union Chapel-Pleasant to Town & Country



December 13, 2017

 Parcels




Basemap information here

Union Chapel-SR32-38 to Pleasant



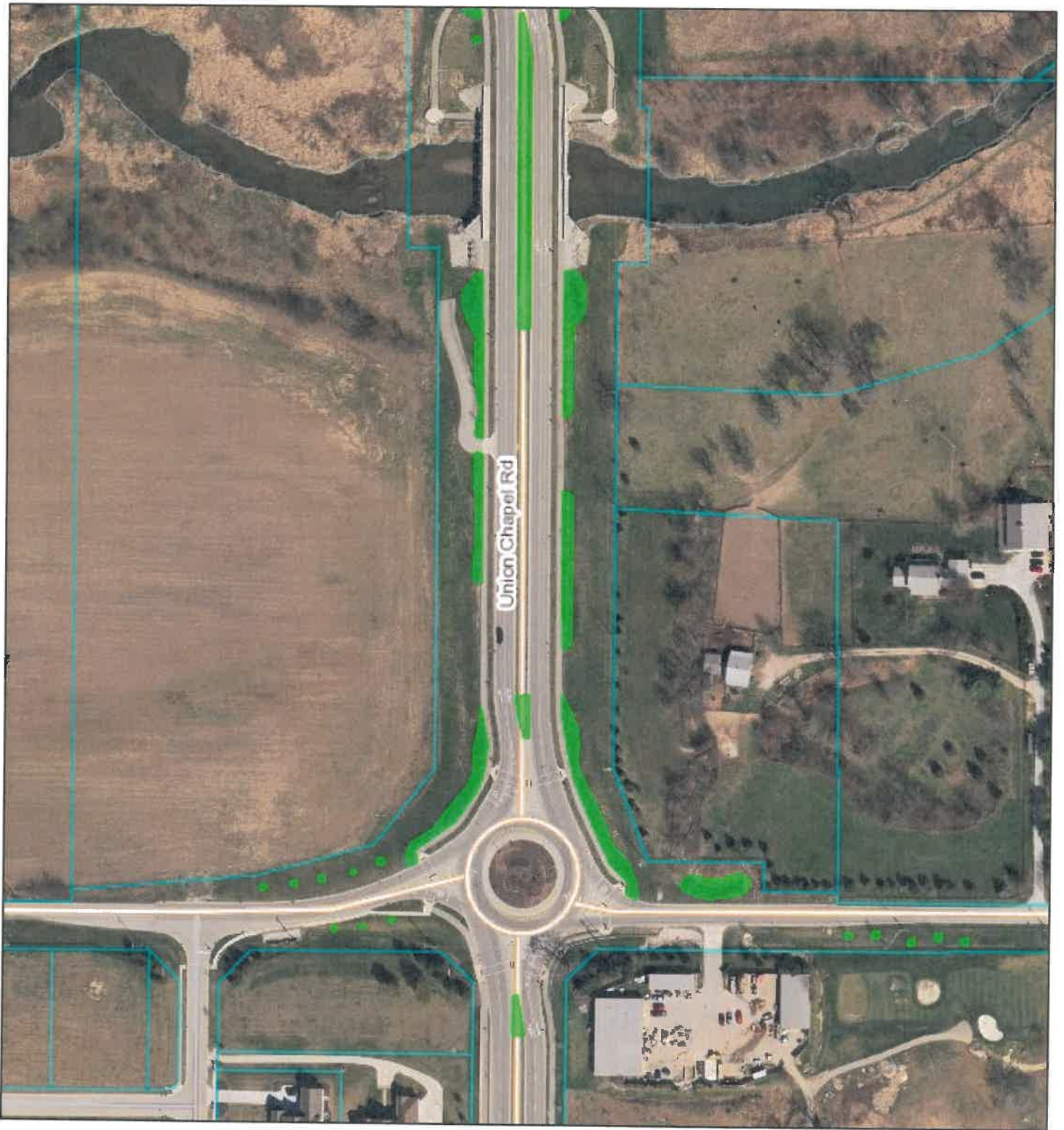
December 13, 2017

 Parcels



Basemap information here

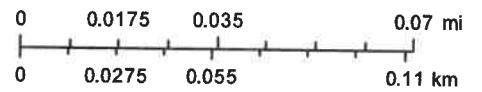
Union Chapel-Town & Country to 166th St



December 13, 2017

 Parcels

1:2,160



Basemap information here